

We have pleasure in presenting the Spare Parts Catalogue for 'RE 205/ RE 205 D PETROL / CNG / LPG' Vehicles. This catalogue has been specially designed to assist you in selecting the correct parts to maintain your vehicle in best running condition.

The Bajaj spares are subjected to the stringent quality control standards to ensure longer life of the vehicle. It is therefore necessary that only the Genuine Bajaj Spares are used.

In a continual effort to improve performance & efficiency of the vehicle, Specifications, Diagrams, Illustrations and Part Numbers can change without notice. Consequently, the description in this Spare Parts Catalogue cannot therefore be final and binding on us.

The modifications / alterations which are carried out after the issue of this catalogue, will be conveyed to you through our service circulars. You are requested to make necessary corrections in the parts catalogues as per the circulars so as to keep your catalogues up to date. This will ensure the appropriate and speedy delivery of the spare parts as the order placed will bear the latest part numbers.

For latest information of serviceable spares, refer catalogue on dealer portal.

In case, if you need any technical assistance contact the concerned Regional Office or write to us on the following address :

Service Department
Bajaj Auto Ltd.
Akurdi, Pune 411 035 India
Phone : 020-27406278
Fax : 020-27407385
E-mail : service@bajajauto.co.in

All information contained in this manual is based on the latest product information at the time of publication. Bajaj Auto Limited accepts no liability for any inaccuracies or omissions in this publication, although every possible care has been taken to make it as complete and accurate as possible. All procedures and specifications subject to change without prior notice. The right is reserved to make such changes at any time without prior notice and without incurring an obligation to make such changes to product manufactured previously. Contact your authorized Bajaj Dealer for the latest information on product improvements incorporated after this manual was issued.

DOC. NO.: 71111220

REV. 00, APR. 2011

1. How to Read the Catalogue : Open the catalogue and from the pictorial index locate the group in which the part you want to find is present. Turn over to the concerned page number (as given by pictorial index). Now find out the figure of the part you wish to order. Write down the part number against that particular figure number from the text.

In case, if you have the part number and you need the other details, the part index can be used. The part index (at the end of the catalogue) will give you the figure and page number of the part you wish to order.

2. How to Order Spare Parts : The part number and the description of the part required should be invariably mentioned in the order as per the catalogue text.

The latest part number as conveyed through our service circulars should only appear on the order. In case of ordering painted components, colour shade of the components should be mentioned.

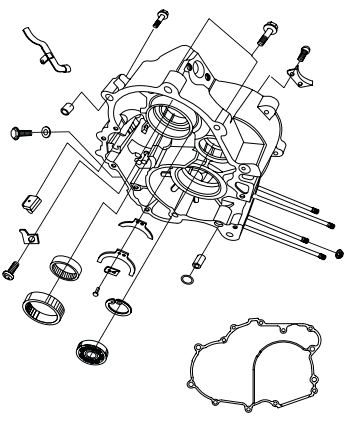
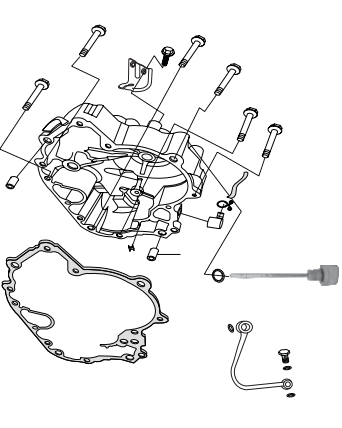
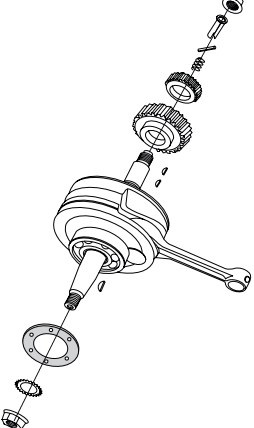
The quantity shown against the part number is the quantity per vehicle for that group so that particular quantity should be multiplied by the number of sets required.

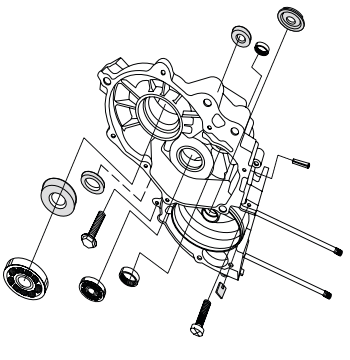
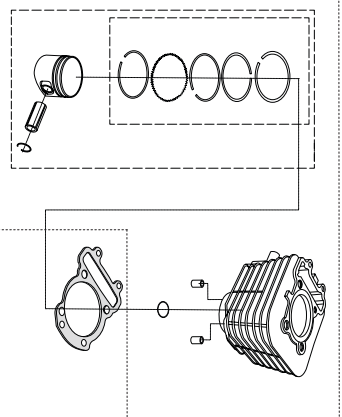
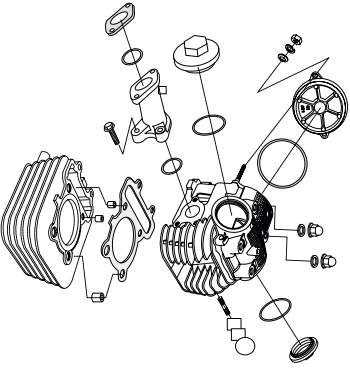
3. Part Number System: We have used 8 digit system for part numbers. The model or hardware item is indicated by first two digits or alphanumericic, the next two or four digits indicate main group and the last four or two digits indicate serial number in main group or serial number or subgroup of fastener respectively. Thus the part numbers will be indicated by 2-2-4 or 2-4-2 digit system. Understanding this system will enable you to identify the spare parts easily.

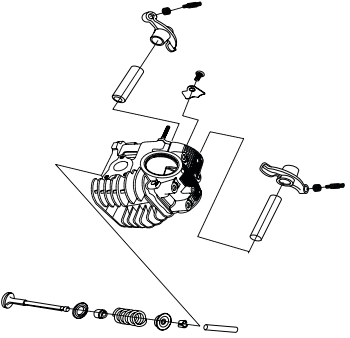
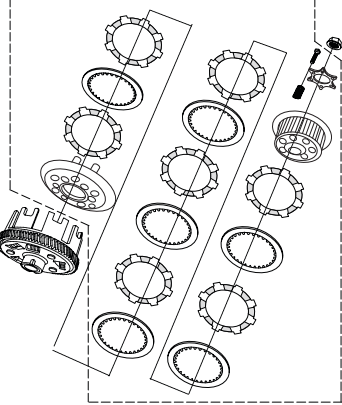
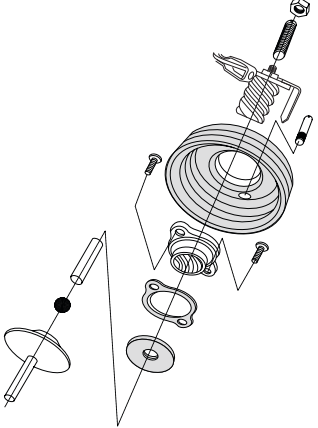
4. Abbreviations : The following abbreviations are used in this catalogue.

assy.	Assembly	V	Volts
N.I.	Not illustrated	W	Watts
C:case	Crankcase	accl.	Accelerator
Cyl	Cylinder	Comp.	Complete
o/s.	Over size	Fr	Front
Std.	Standard	L	Length
A/t.	Alternate	Rr	Rear
R.H.	Right hand	Hex.	Hexagonal
L.H.	Left hand	AR	As required

S.N.	Description	Page No.	S.N.	Description	Page No.
1	Engine & Crankcase Clutch Side	1,2	41	Front Mudguard / Head Lamp Housing	53
2	Crank Case Magneto Side	3	42	Front Mudguard	54
3	Clutch Cover	4	43	Front Brake Drum	55
4	Cylinder / Piston Assembly	5	44	Front Shock Absorber	56
5	Crank Shaft Assembly	6	45	Front Shock Absorber & Linkage	57,58
6	Cylinder Head	7	46	Front Hub	59,60
7	Valve	8	47	Auto Adjuster Brake System	61,62
8	Cam Shaft & Chain Tensioner	9	48	Wheel Cylinder	63
9	Clutch Plate Assy	10	49	Handle Bar Assy.	64,65
10	Clutch Housing Comp	11	50	Handle Bar Sleeves	66
11	Clutch Lever Assy.	12	51	Brake Pedal	67
12	Main Shaft	13	52	Tandon Master Cylinder	68,69
13	Gear Transmission	14	53	Brake Pipe	70
14	Gear Shifter Assy	15	54	Control Cables	71
15	Sector Gear Assy / Starting Mech.	16-18	55	Passenger Body	72,73
16	Differential Assembly	19	56	Wind Shield & Wiper Motor	74,75
17	Differential Cover	20	57	Windshield & Wiper Motor	76
18	Sector Complete - Reverse Gear	21	58	Hood Frame Assy. Packing	77
19	Cowling	22	59	Seat Assy.	78
20	Slencer Assembly	23	60	Rear Mudguard & Bumper	79
21	Engine Mounting	24,25	61	Wiring Harness	80
22	Magneto Assembly	26	62	Head Light	81
23	Spark Plug & H.T. Coil	27	63	Head Light Assy & Blinkers	82,83
24	Carburetor	28,29	64	Front Indicator Assy.	84
25	Air Filter Complete	30,31	65	Tail Lamp Assy	85
26	Pump Assy Oil & Oil Strainer	32,33	66	Switches & Horn	86,87
27	Oil Cooler	34,35	67	Battery & Relay	88
28	Fare Meter Drive Unit	36	68	Electrical Units	89
29	Petrol Tank & Petrol Cock Assy.	37,38	69	Tool Kit & Mirror	90
30	Petrol Tank (CNG / LPG)	39	70	Cylinder for CNG & LPG Vehicle	91
31	Tool Box	40	71	Valve of CNG Cylinder, Relay & Solenoid	92
32	Speedometer	41	72	Hoses	93
33	Dashboard Assembly	42,43	73	1st Stage Reduction Unit	94,95
34	Chassis / Steering Cover	44,45	74	Regulator	96,97
35	Propeller Shaft / Flanges	46	75	Filler Valve	98
36	Rear Shock Absorber / Rear Axle	47	76	Starter Motor (Aa111092)	99
37	Hand Brake Complete	48	77	Multi Valve (zero Deg)	100,101
38	Training Arm Assy.	49			
39	Steering Column Assy.	50			
40	Fork Assembly	51,52			

<p>PLATE NO. : 1</p> <p>ENGINE & CRANKCASE CLUTCH SIDE</p> 	<p>PAGE NO.:</p> <p>1,2</p>
<p>PLATE NO. : 3</p> <p>CLUTCH COVER</p> 	<p>PAGE NO.:</p> <p>4</p>
<p>PLATE NO. : 5</p> <p>CRANKSHAFT ASSEMBLY</p> 	<p>PAGE NO.:</p> <p>6</p>

<p>PLATE NO. : 2</p> <p>CRANKCASE MAGNETO SIDE</p> 	<p>PAGE NO.:</p> <p>3</p>
<p>PLATE NO. : 4</p> <p>CYLINDER/ PISTON ASSEMBLY</p> 	<p>PAGE NO.:</p> <p>5</p>
<p>PLATE NO. : 6</p> <p>CYLINDER HEAD</p> 	<p>PAGE NO.:</p> <p>7</p>

<p>PLATE NO. : 7</p> <p>VALVE</p> 	<p>PAGE NO.:</p> <p>8</p>
<p>PLATE NO. : 9</p> <p>CLUTCH PLATE ASSEMBLY</p> 	<p>PAGE NO.:</p> <p>10</p>
<p>PLATE NO. : 11</p> <p>CLUTCH LEVER ASSEMBLY</p> 	<p>PAGE NO.:</p> <p>12</p>

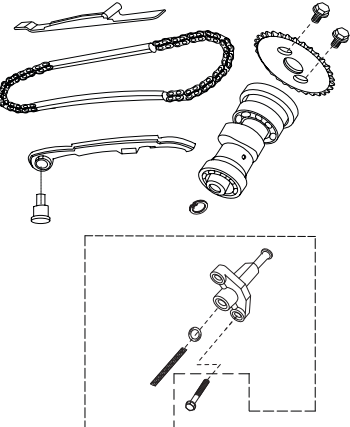
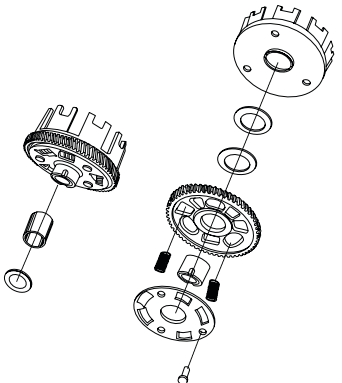
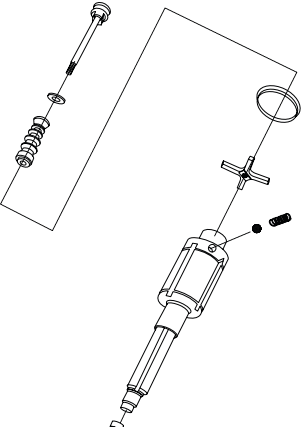
<p>PLATE NO. : 8</p> <p>CAM SHAFT AND CHAIN TANSIONER</p> 	<p>PAGE NO.:</p> <p>9</p>
<p>PLATE NO. : 10</p> <p>CLUTCH HOUSING COMPLETE</p> 	<p>PAGE NO.:</p> <p>11</p>
<p>PLATE NO. : 12</p> <p>MAIN SHAFT</p> 	<p>PAGE NO.:</p> <p>13</p>

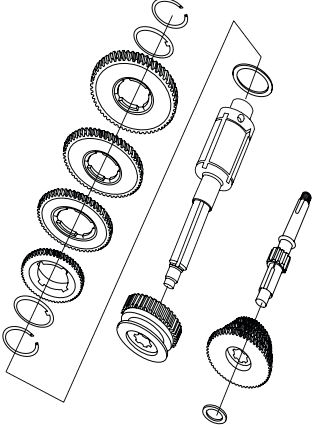
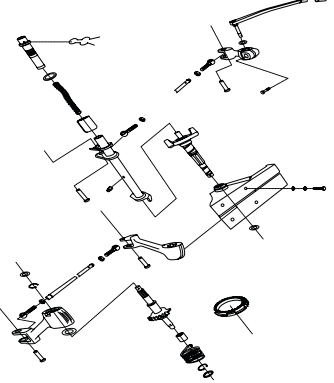
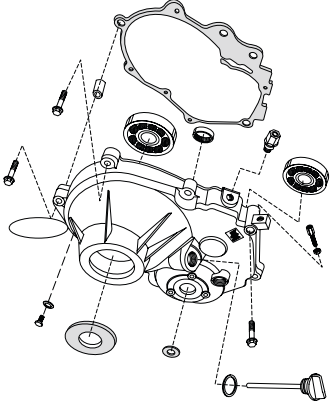
PLATE NO. : 13 GEAR TRANSMISSION	PAGE NO.: 14
PLATE NO. : 15 SECTOR GEAR ASSLY/ STARTING MECH.	PAGE NO.: 16,17,18
	
	
PLATE NO. : 17 DIFFERENTIAL COVER	PAGE NO.: 20
	

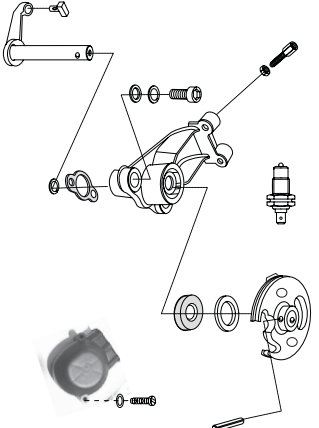
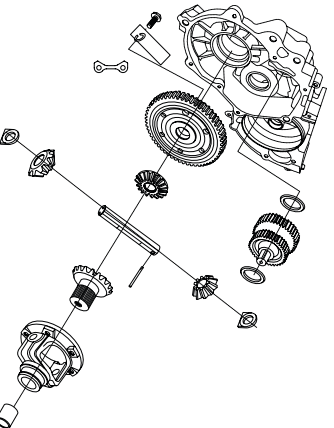
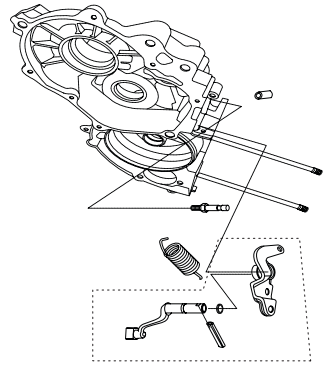
PLATE NO. : 14 GEAR SHIFTER ASSEMBLY	PAGE NO.: 15
PLATE NO. : 16 DIFFERENTIAL ASSEMBLY	PAGE NO.: 19
	
	
PLATE NO. : 18 SECTOR COMPLETE- REVERSE GEAR	PAGE NO.: 21
	

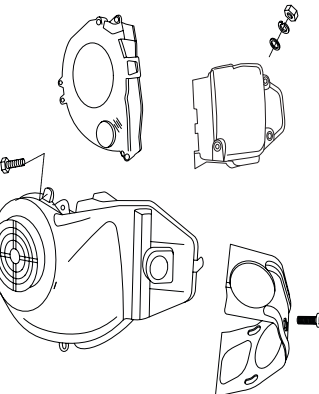
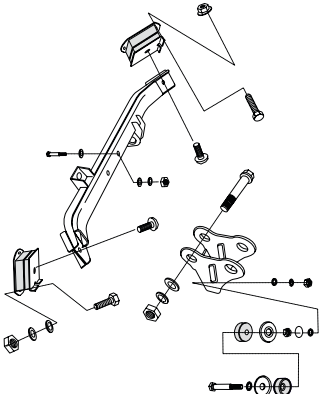
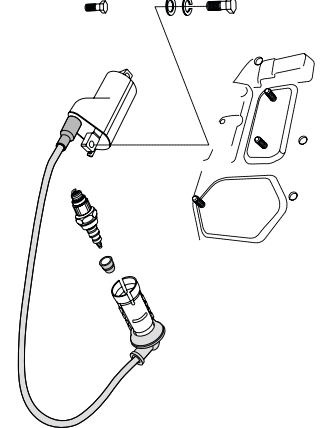
PLATE NO. : 19 COWLING	PAGE NO.: 22
PLATE NO. : 21 ENGINE MOUNTING	PAGE NO.: 24,25
	
	
PLATE NO. : 23 SPARK PLUG & H,T COIL	PAGE NO.: 27
	

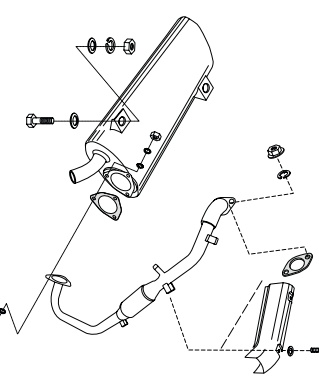
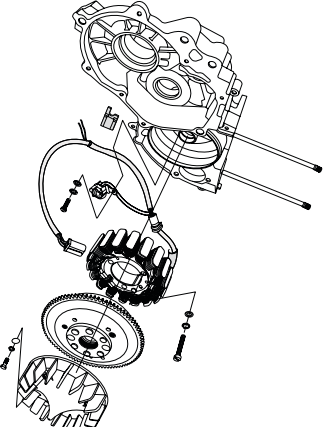
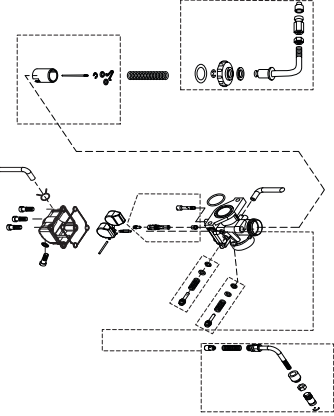
PLATE NO. : 20 SILENCER ASSEMBLY	PAGE NO.: 23
PLATE NO. : 22 MAGNETO ASSEMBLY	PAGE NO.: 26
	
	
PLATE NO. : 24 CARBURETTOR	PAGE NO.: 28,29
	

PLATE NO. : 25
AIR FILTER COMPLETE

PAGE NO.:
30,31

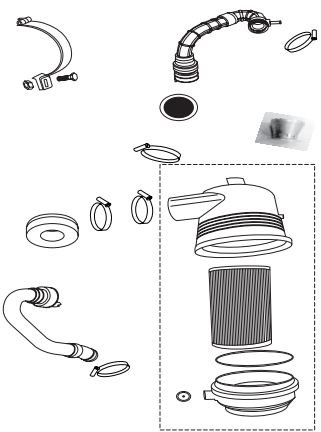


PLATE NO. : 27
OIL COOLER

PAGE NO.:
34,35

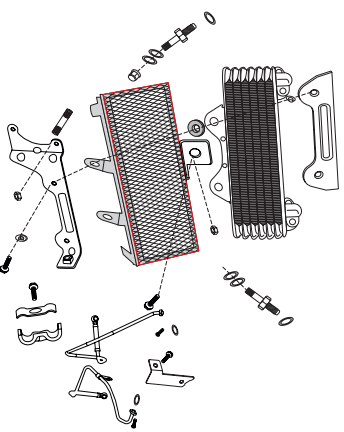


PLATE NO. : 29
PETROL TANK & PETROL COCK ASSLY

PAGE NO.:
37,38

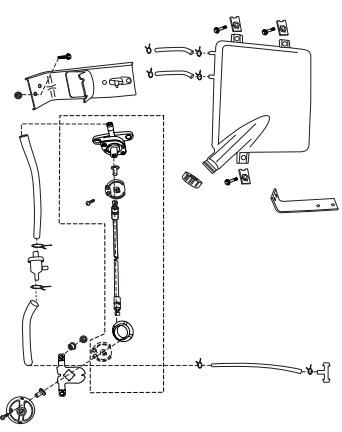


PLATE NO. : 26
PUMP ASSEMBLY OIL & OIL STRAINER

PAGE NO.:
32,33

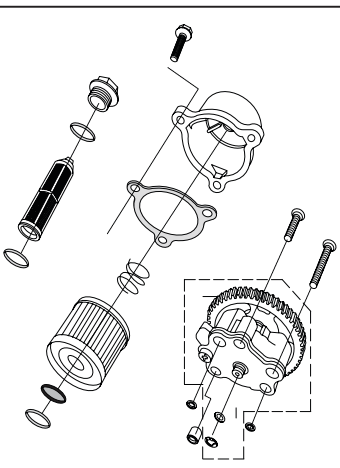


PLATE NO. : 28
FARE METER DRIVE UNIT

PAGE NO.:
36

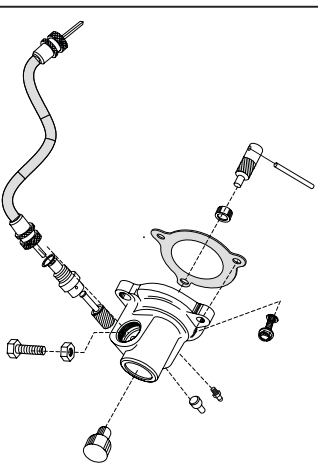


PLATE NO. : 30
PETROL TANK (CNG/LPG)

PAGE NO.:
39

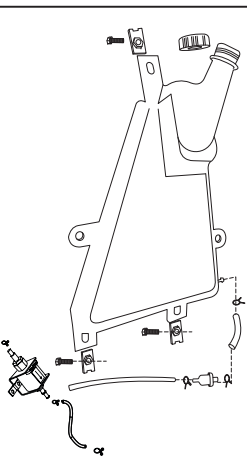


PLATE NO. : 31
TOOL BOX

PAGE NO.:
40

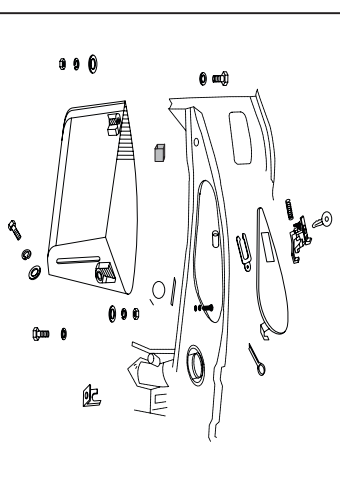


PLATE NO. : 33
DASHBOARD ASSEMBLY

PAGE NO.:
42,43

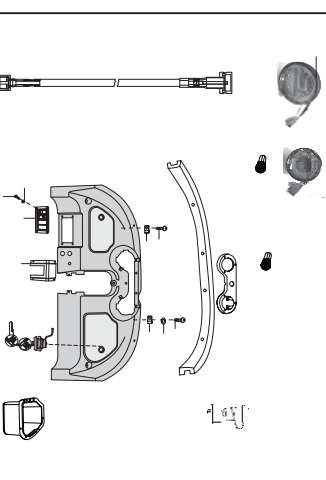


PLATE NO. : 35
PROPELLER SHAFT/ FLANGES

PAGE NO.:
46

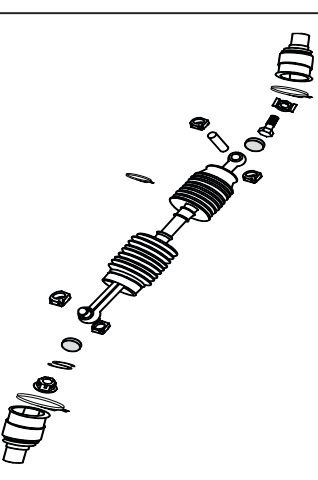


PLATE NO. : 32
SPEEDOMETER

PAGE NO.:
41

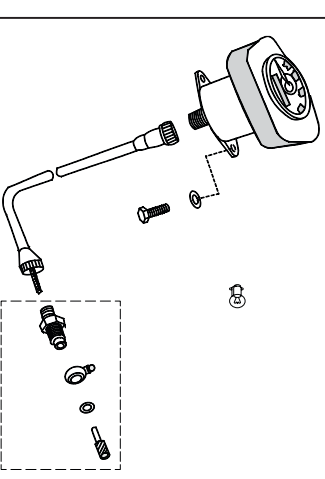


PLATE NO. : 34
CHASSIS/ STEERING COVER

PAGE NO.:
44,45

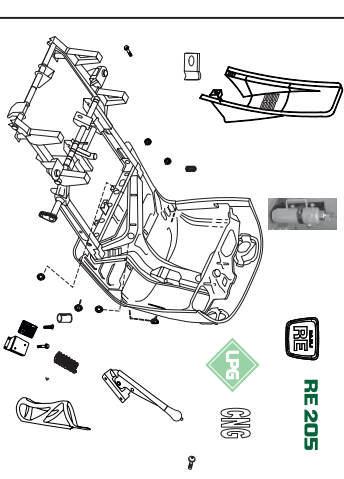


PLATE NO. : 36
REAR SHOCK ABSORBER/ REAR AXLE

PAGE NO.:
47

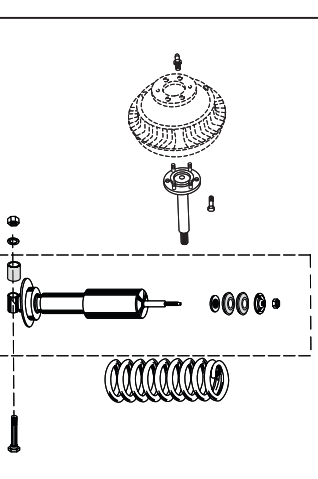


PLATE NO. : 37
HAND BRAKE COMPLETE
PAGE NO.: 48

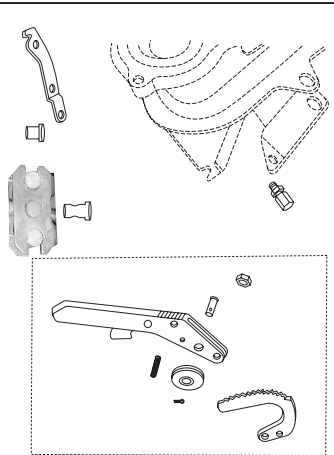


PLATE NO. : 39
STEERING COLUMN ASSEMBLY
PAGE NO.: 50

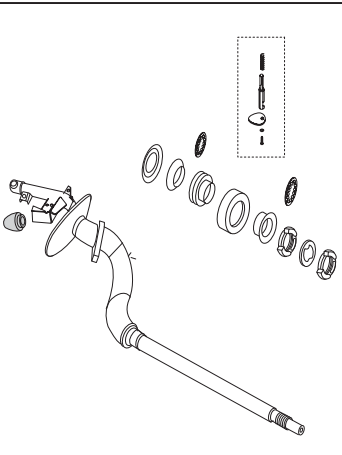


PLATE NO. : 38
TRAILING ARM ASSEMBLY
PAGE NO.: 49

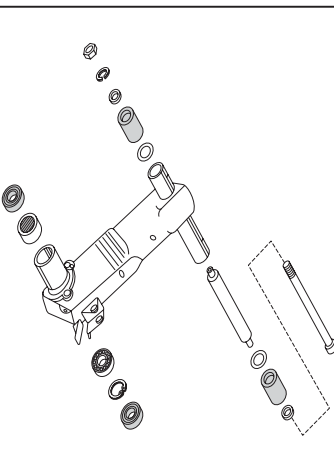


PLATE NO. : 40
FORK ASSEMBLY
PAGE NO.: 51,52

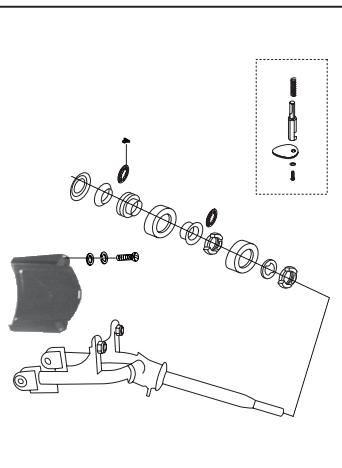


PLATE NO. : 41
FRONT MUDGUARD/ HEAD LAMP HSG
PAGE NO.: 53

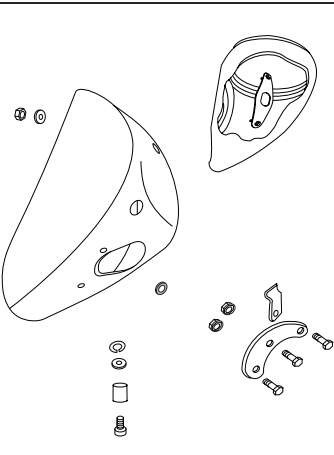


PLATE NO. : 42
FRONT MUDGUARD
PAGE NO.: 54

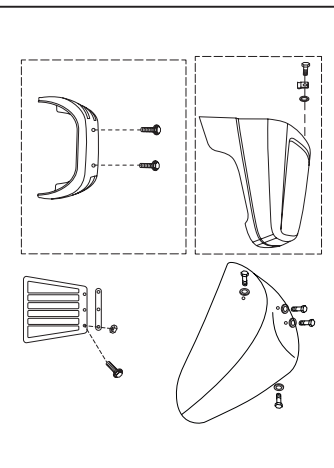


PLATE NO. : 43
FRONT BRAKE DRUM
PAGE NO.: 55

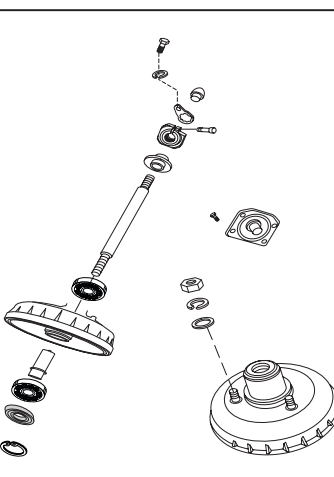


PLATE NO. : 45
FRONT SHOCK ABSORBER & LINKAGE
PAGE NO.: 58

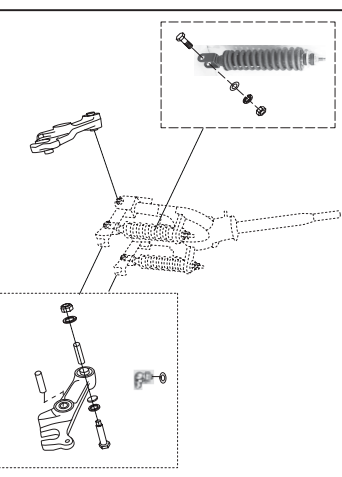


PLATE NO. : 47
AUTO ADJUSTER BRAKE SYSTEM
PAGE NO.: 61,62

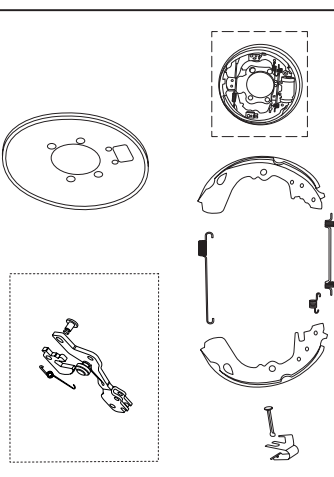


PLATE NO. : 44
FRONT SHOCK ABSORBER
PAGE NO.: 56

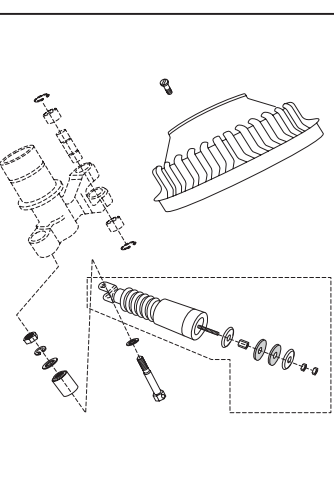


PLATE NO. : 46
FRONT HUB
PAGE NO.: 59,60

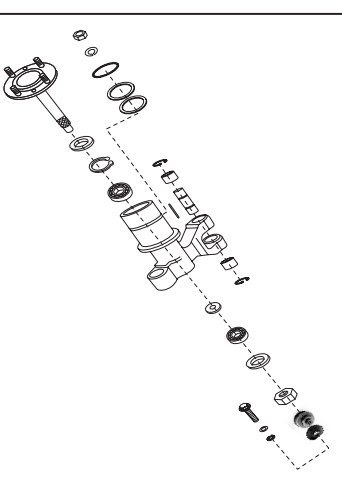


PLATE NO. : 48
WHEEL CYLINDER
PAGE NO.: 63

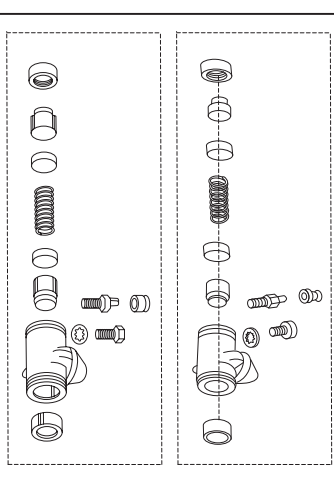


PLATE NO. : 49 HANDLE BAR ASSEMBLY	PAGE NO. : 64,65
PLATE NO. : 51 BRAKE PEDAL	PAGE NO. : 67
PLATE NO. : 53 BRAKE PIPE	PAGE NO. : 70

PLATE NO. : 50 HANDLE BAR SLEEVES	PAGE NO. : 66
PLATE NO. : 52 TANDEM MASTER CYLINDER	PAGE NO. : 68,69
PLATE NO. : 54 CONTROL CABLES	PAGE NO. : 71

PLATE NO. : 55 PASSENGER BODY	PAGE NO. : 72,73
PLATE NO. : 57 WINDSHIELD & WIPER MOTOR	PAGE NO. : 76
PLATE NO. : 59 SEAT ASSEMBLY	PAGE NO. : 78

PLATE NO. : 56 WINDSHIELD & WIPER MOTOR (FOR KS)	PAGE NO. : 74,75
PLATE NO. : 58 HOOD FRAME ASSEMBLY/ PACKING	PAGE NO. : 77
PLATE NO. : 60 REAR MUDGUARD & BUMPER	PAGE NO. : 79

PLATE NO. : 61
WIRING HARNESS

PLATE NO. : 62
HEAD LIGHT

PLATE NO. : 67
BATTERY & RELAY

PLATE NO. : 68
ELECTRICAL UNITS

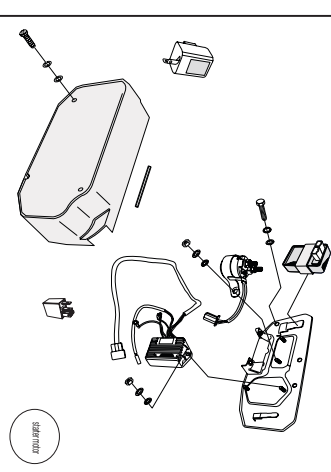
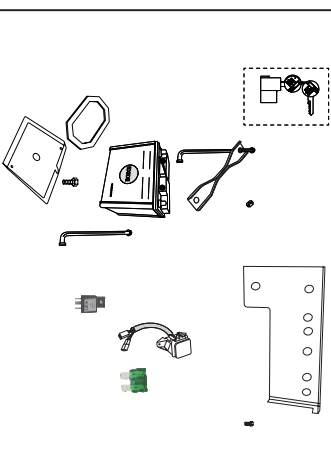
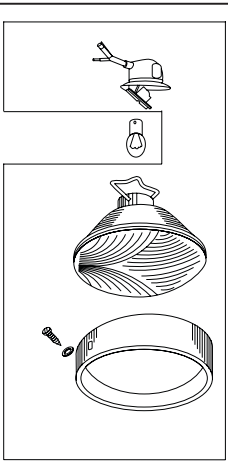
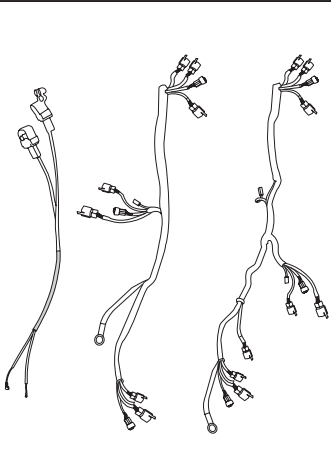


PLATE NO. : 63
HEAD LIGHT ASS'LY & BLINKERS

PLATE NO. : 64
FRONT INDICATOR ASSEMBLY

PLATE NO. : 69
TOOL KIT & MIRROR

PLATE NO. : 70
CYLINDER FOR CNG & LPG VEHICLES

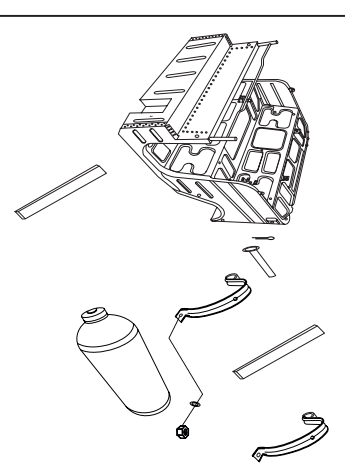

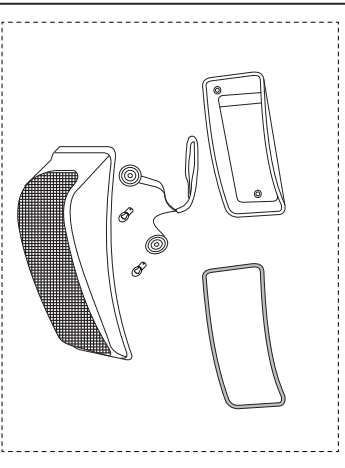
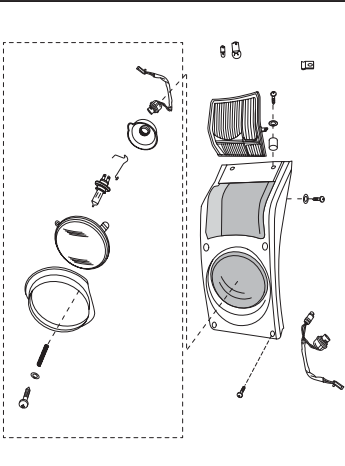
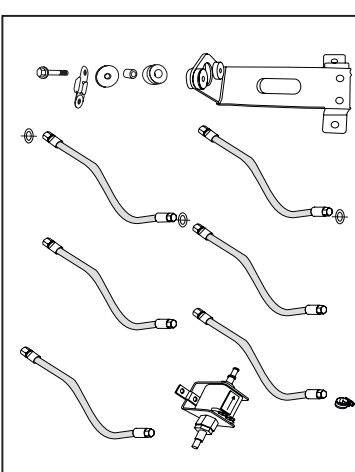
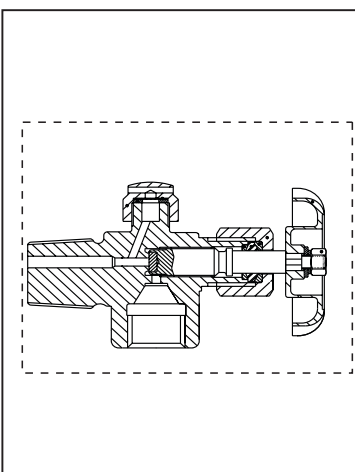
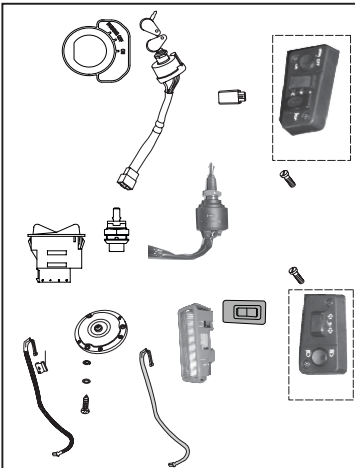
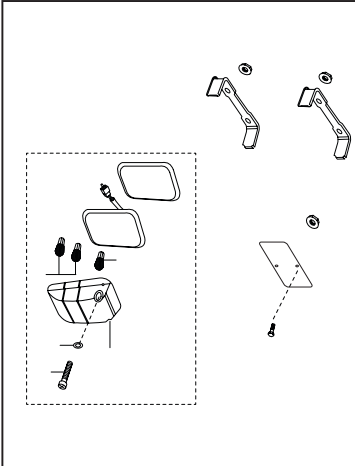


PLATE NO. : 65
TAIL LAMP ASSEMBLY

PLATE NO. : 66
SWITCHES & HORN

PLATE NO. : 71
VALVE OF CNG CYLINDER

PLATE NO. : 72
HOSES



PAGE NO.: 80

PAGE NO.: 81

PAGE NO.: 88

PAGE NO.: 89

PAGE NO.: 82,83

PAGE NO.: 84

PAGE NO.: 90

PAGE NO.: 91

PAGE NO.: 85

PAGE NO.: 86,87

PAGE NO.: 92

PAGE NO.: 93

PAGE NO.: 85

PAGE NO.: 86,87

PAGE NO.: 92

PAGE NO.: 93

PLATE NO. : 73
RELAY & SOLENOID
PAGE NO.: 94

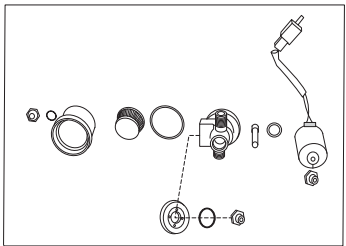


PLATE NO. : 75
REGULATOR
PAGE NO.: 97,98

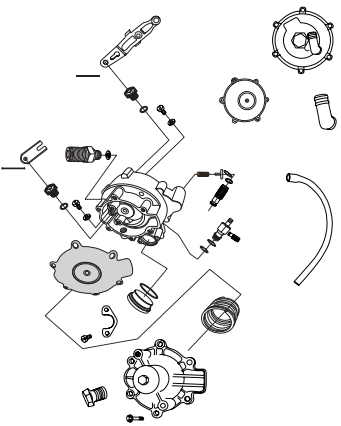


PLATE NO. : 77
MULTI VALVE (ZERO DEG.)
PAGE NO.: 100,101

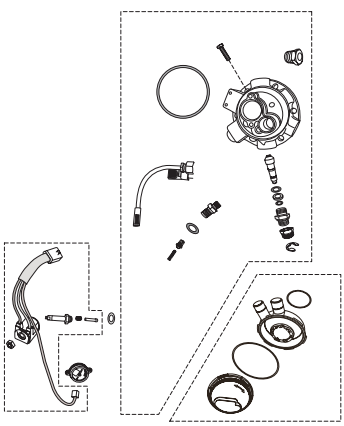


PLATE NO. : 74
1ST STAGE REDUCTION UNIT
PAGE NO.: 95,96

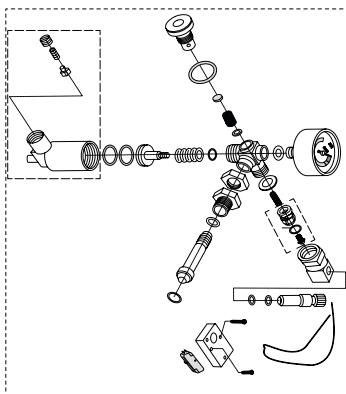
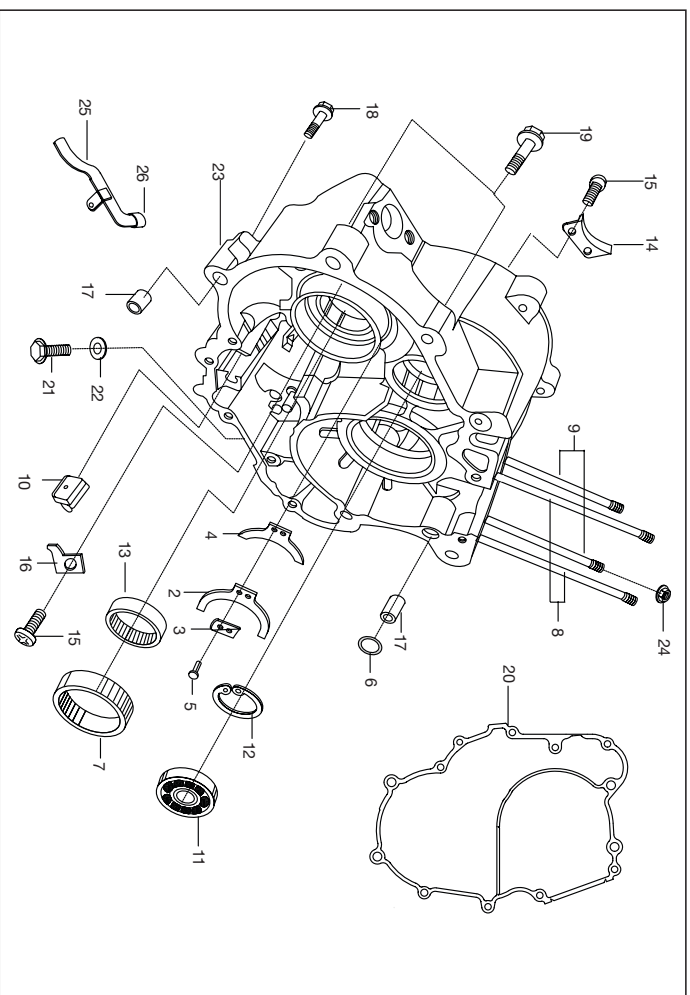
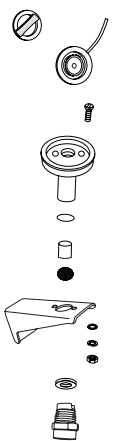
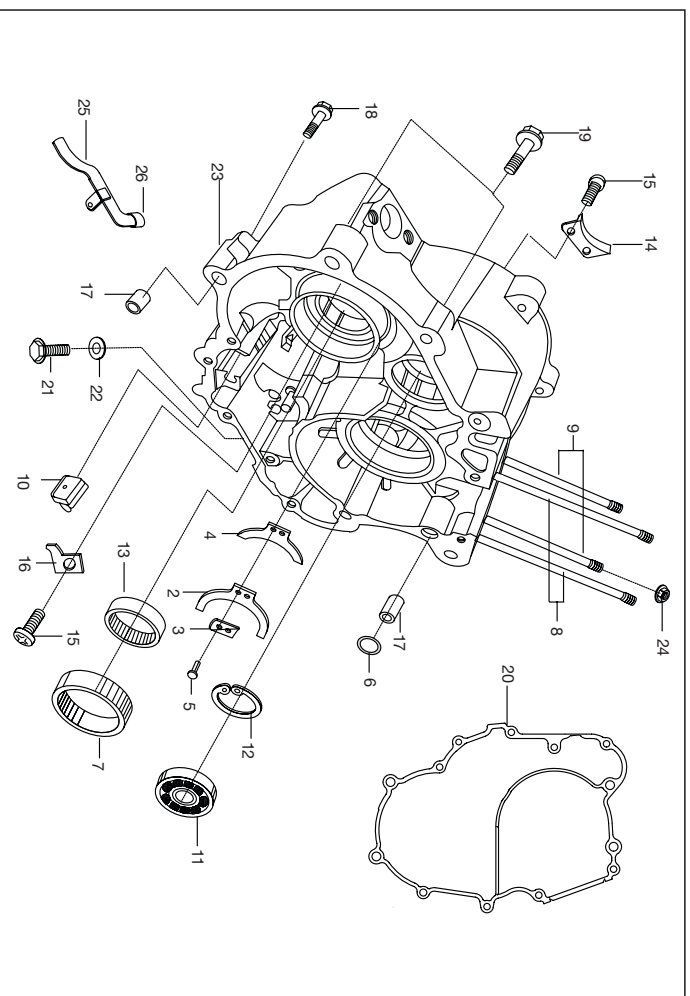


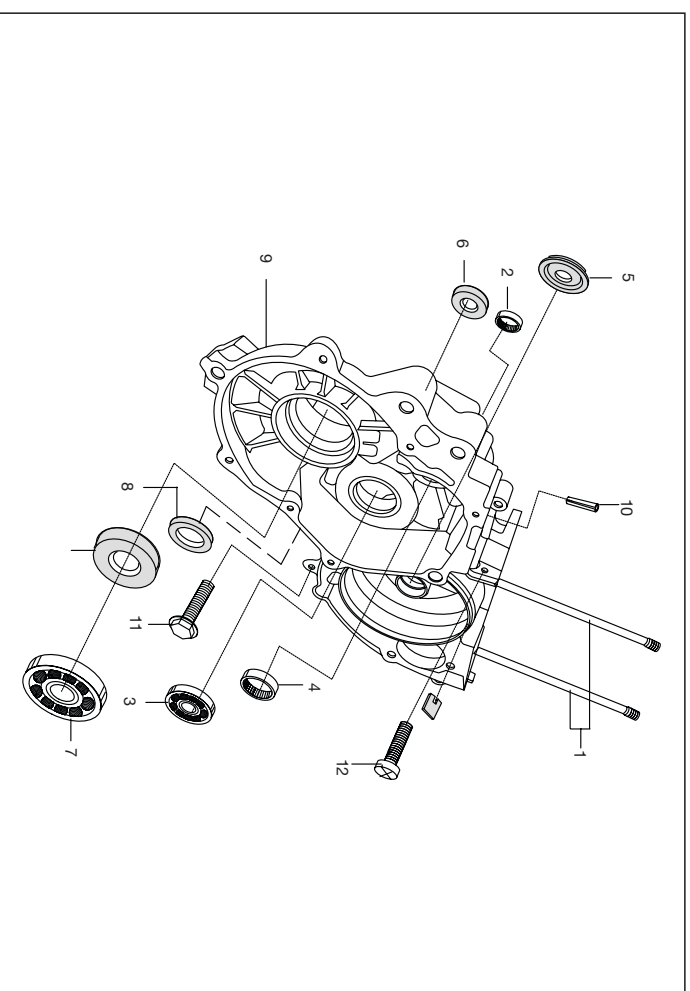
PLATE NO. : 76
FILLER VALVE
PAGE NO.: 99



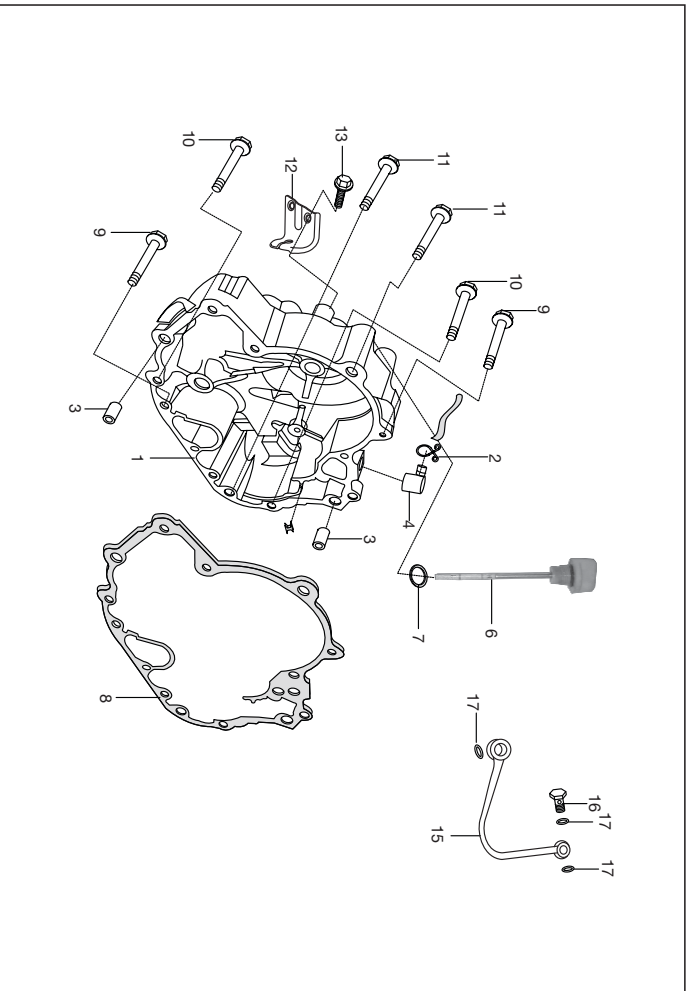
No.	Part No.	Description	QTY/VEH-205		QTY/VEH-205 D		Remarks
			PET	CNG	PET	CNG	
1	AM 1010 09	Engine assy. comp.	1	--	1	--	1
1a	AF 1010 16	Engine assy. comp.	--	1	1	1	1
2	AA 1011 23	Spring plate upper	1	1	1	1	1
3	AA 1012 49	Spacer pad - hand start	1	1	1	1	1
4	AA 1011 24	Spring plate lower	1	1	1	1	1
5	39 0508 09	Rivet	2	2	2	2	2
6	39 1013 21	O' ring	1	1	1	1	1
7	AA 1011 45	Bush starter gear	1	1	1	1	1
8	39 1719 05	Stud (Long)	2	2	2	2	2
9	39 0682 05	Stud (Short)	2	2	2	2	2
10	AA 1011 43	Rubber pad	1	1	1	1	1
11	39 1214 20	Ball bearing	1	1	1	1	1
12	21 1704 19	Circlip	1	1	1	1	1
13	03 1003 35	Needle roller bearing	1	1	1	1	1
14	AA 1010 04	Guide chain metallic	1	1	1	1	1
15	39 0745 01	Screw pan cross - M6	1	1	1	1	1



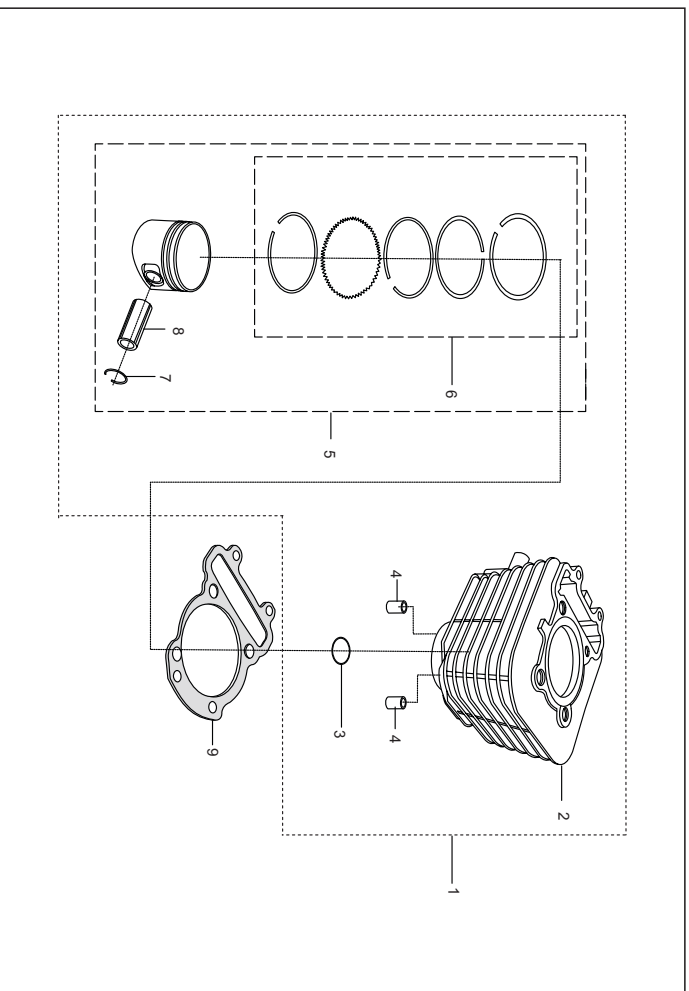
No.	Part No.	Description	QTY/VEH-205		QTY/VEH-205 D		Remarks
			PET	CNG LPG	PET	CNG LPG	
16	AB 1010 14	Guide starter gear	1	1	1	1	
17	39 1000 06	Hollow dowel pin	2	2	2	2	
18	39 1075 04	Bolt flanged small	6	6	6	6	
19	39 1676 04	Bolt flanged small	6	6	6	6	
20	AA 1013 28	Gasket (Crankcase)	1	1	1	1	
21	DU 1012 23	Drain plug	1	1	1	1	
22	39 1798 11	Plain washer	1	1	1	1	
23	AN 1010 70	Crank case clutch side	1	1	1	1	from-16.11.2011
24	39 1630 15	Nut flange	2	2	2	2	
25	AA 1012 21	Tube assly.	1	1	1	1	
26	28 1010 80	Rubber bush	1	1	1	1	



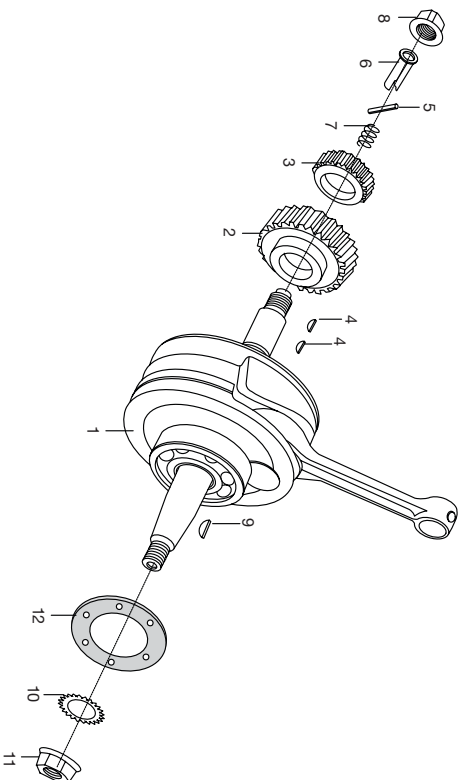
No.	Part No.	Description	QTY/VEH-205		QTY/VEH-205 D		Remarks
			PET	CNG LPG	PET	CNG LPG	
1	39 1719 05	Stud	2	2	2	2	
2	AA 1017 08	Needle roller bearing	1	1	1	1	from
3	39 2561 20	Ball bearing	1	1	1	1	
4	39 1435 20	Needle roller bearing	1	1	1	1	
5	AP 1012 68	Oil seal	1	1	1	1	
6	39 1716 19	Oil seal (Main Shaft)	1	1	1	1	FR: 12.02.2012
7	24 1301 05	Ball bearing (Differential)	1	1	1	1	
8	39 1917 19	Oil seal	1	1	1	1	
9	AN 1010 33	Crankcase magneto side	1	1	1	1	
9	AN 1010 70	Crankcase clutch side for 200cc	1	1	1	1	
10	39 0427 06	Spring type straight pin	1	1	1	1	
11	39 1075 04	Flanged bolt	1	1	1	1	
12	39 0747 01	Screw	1	1	1	1	



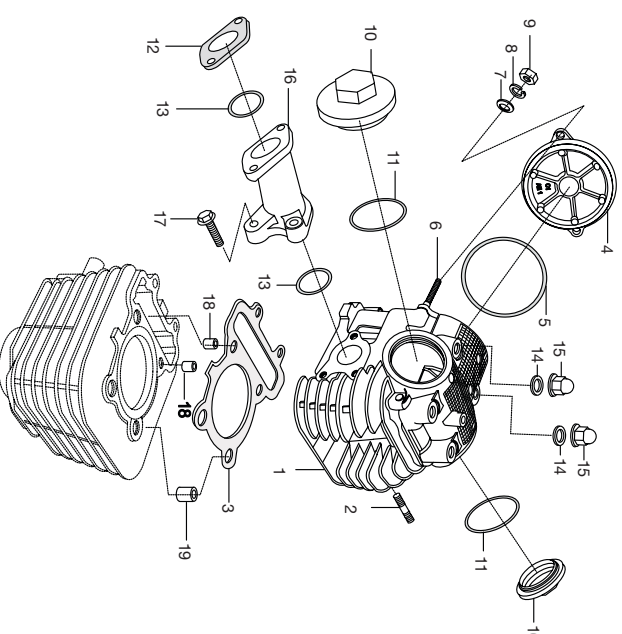
No.	Part No.	Description	QTY/VEH-205		QTY/VEH-205 D		Remarks	
			PET	CNG	LPG	PET		CNG
1	AN 1011 09	Clutch cover	1	1	1	1	1	
2	AA 1013 96	Spring clip	1	1	1	1	1	
3	39 1000 06	Hollow dowel pin	2	2	2	2	2	
4	AB 1010 84	Breather w/ o pipe	--	--	1	--	--	
4	AN 1014 20	Breather pipe	1	1	1	1	1	
5	AA 1011 69	Bush clutch cover	1	1	1	1	1	
6	AA 1016 67	Dip stick clutch cover	1	1	1	1	1	NI
7	39 1537 21	'O' ring	1	1	1	1	1	
8	AA 1010 77	Gasket clutch cover	1	1	1	1	1	
9	39 1065 04	Bolt flanged small(40long)	5	5	5	5	5	
10	39 1963 04	Bolt flanged small(40long)	4	4	4	4	4	
11	39 1721 04	Bolt(65 long)	4	4	4	4	4	
12	AA 1013 37	Flanged bolt (88 long)	3	3	3	3	3	
13	39 1062 04	Bracket for clutch cable	1	1	1	1	1	
14	AN 1011 20	Bolt flanged small	2	2	2	2	2	
15	AA 1014 68	Baffle -clutch cover breather	1	1	1	1	1	
16	AA 1014 75	Pipe complete banjo	1	1	1	1	1	
17	39 1727 11	Banjo bolt	1	1	1	1	1	
		Gasket	2	2	2	2	2	



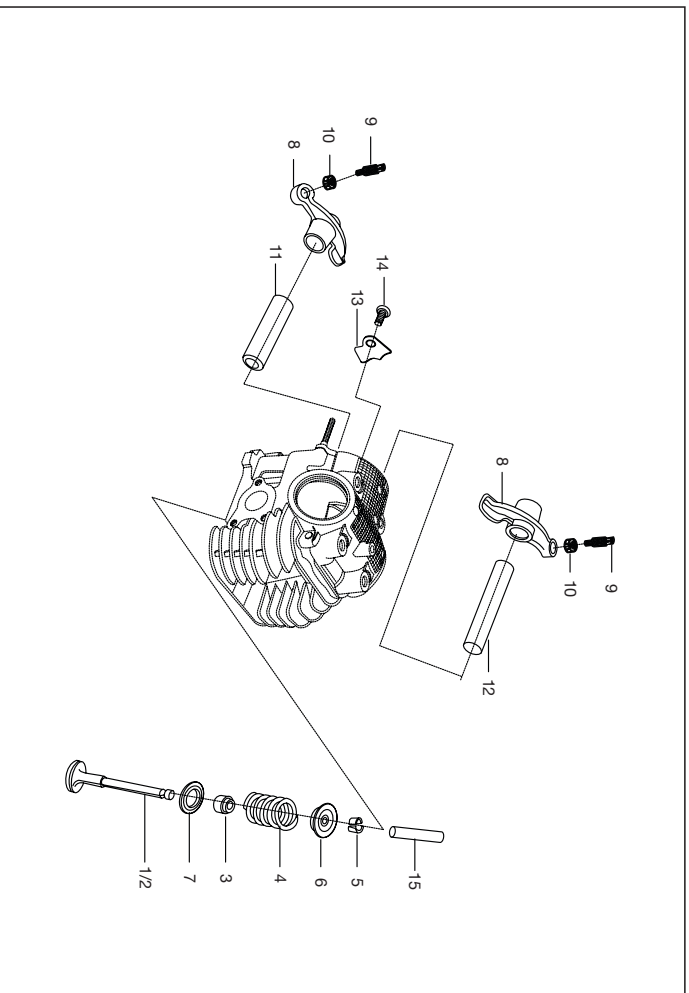
No.	Part No.	Description	QTY/VEH-205		QTY/VEH-205 D		Remarks	
			PET	CNG	LPG	PET		CNG
1	AN 1011 23	Cylinder block piston assembly	1	1	1	1	1	
2	AN 1010 07	Cylinder block comp.	1	1	1	1	1	
3	28 10108 00	bush	1	1	1	1	1	NS
4	39 1000 06	Hollow dowel pin	2	2	2	2	2	
5	AN 1012 59	Piston assy(std)	1	1	1	1	1	
6	36 AN00 15	Piston ring set complete(AN101066)	1	1	1	1	1	
7	39 1478 17	Wire circlip	2	2	2	2	2	
8	AN 1010 06	Pin piston	1	1	1	1	1	
9	AA 1010 13	Block gasket	1	1	1	1	1	
10	AA 1014 60	Piston assy.-slipper: 0.25 oversize	1	1	1	1	1	
11	AA 1014 54	Piston assy.-slipper: 0.50 oversize	1	1	1	1	1	
12	AA 1014 49	Ring - piston set:0.25 oversize	1	1	1	1	1	
13	AA 1014 55	Ring -piston set:slipr:0.25 ovrsiz-spare	1	1	1	1	1	



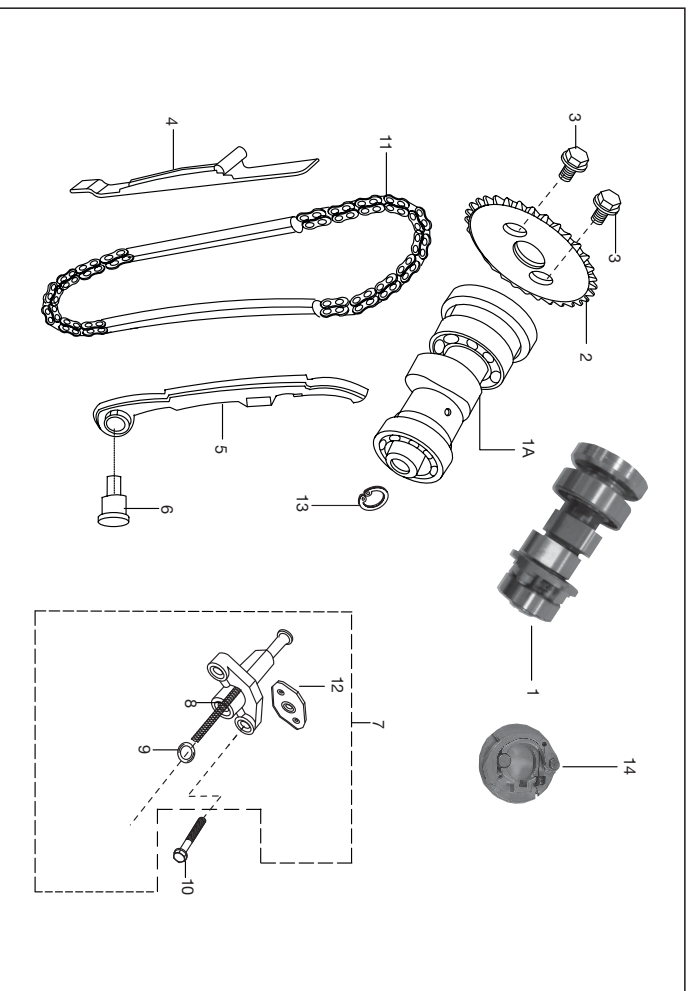
No.	Part No.	Description	QTY/VEH-205			QTY/VEH-205 D			Remarks
			PET	CNG	LPG	PET	CNG	LPG	
1	AN 1010 72	Crank shaft assly	1	1	1	1	1	1	Alt-AA101033
2	AA 1016 02	Primary pinion	1	--	1	1	1	1	
2a	AA 1015 89	Primary pinion	1	1	1	1	1	1	
3	AA 1014 24	Oil pump drive gear	1	1	1	1	1	1	
4	31 1011 73	Key woodruff	2	2	2	2	2	2	
5	39 1927 07	Roller pin	1	1	1	1	1	1	
6	AA 1011 38	Plunger oil	1	1	1	1	1	1	
7	AA 1011 39	Spring plunger	1	1	1	1	1	1	
8	39 1885 15	Nut	1	1	1	1	1	1	
9	AA 1013 45	Woodruff key	1	1	1	1	1	1	
10	01 1006 12	Fan disc washer	1	1	1	1	1	1	
11	39 1053 15	Nut	1	--	1	1	1	1	
12	AA 1017 07	Damper spring	1	1	1	1	1	1	FR: 1.09.2011
13	AA 1014 99	Kit connecting rod sprocket	1	1	1	1	1	1	N.I.
14	AA 1011 16	Main bearing	1	1	1	1	1	1	N.I.
15	KP BH63 05	Main bearing	1	1	1	1	1	1	21.11.2011
16	39 2561 20	Main bearing	1	1	1	1	1	1	NS,NI
17	AN 1010 81	Pin complete crank.	1	1	1	1	1	1	NS
18	39 2154 20	Bearing -needle roller:big end	1	1	1	1	1	1	NS
19	AN 1010 71	Rod connecting	1	1	1	1	1	1	NS



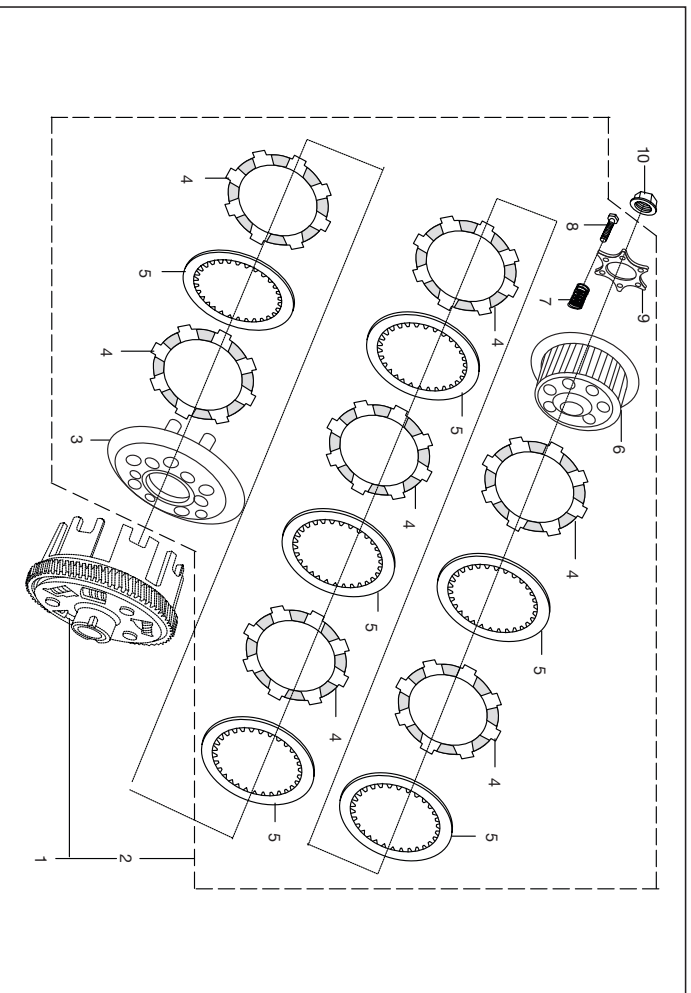
No.	Part No.	Description	QTY/VEH-205			QTY/VEH-205 D			Remarks
			PET	CNG	LPG	PET	CNG	LPG	
1	AN 1010 13	Cylinder head assly	1	1	1	1	1	1	
2	59 0500 01	Stud	2	2	2	2	2	2	
3	AN 1010 12	Head gasket	1	1	1	1	1	1	
4	28 1011 19	Cam shaft cover	1	1	1	1	1	1	
5	39 1264 21	O' ring	1	1	1	1	1	1	
6	39 1871 05	Stud	2	2	2	2	2	2	
7	39 0219 11	Plain washer	2	2	2	2	2	2	
8	39 1826 12	Spring washer	2	2	2	2	2	2	
9	39 0834 15	Hex nut	2	2	2	2	2	2	
10	13 1010 31	Cap	2	2	2	2	2	2	
11	39 1263 21	Ring o	2	2	2	2	2	2	
11	LJ A000 03	O' ring	1	1	1	1	1	1	
12	AA 1015 94	Insulator	2	2	2	2	2	2	
13	DD 1015 21	O' ring	2	2	2	2	2	2	
14	LC F000 01	Plain Washer	4	4	4	4	4	4	
15	AA 1015 77	Domed cap nut	4	4	4	4	4	4	
16	39 1674 04	Inlet manifold	1	1	1	1	1	1	
17	39 1000 06	Flange bolt	3	3	3	3	3	3	
18	28 1011 18	Hollow dowel	2	2	2	2	2	2	
19		Bush (Cylinder head gasket)	1	1	1	1	1	1	



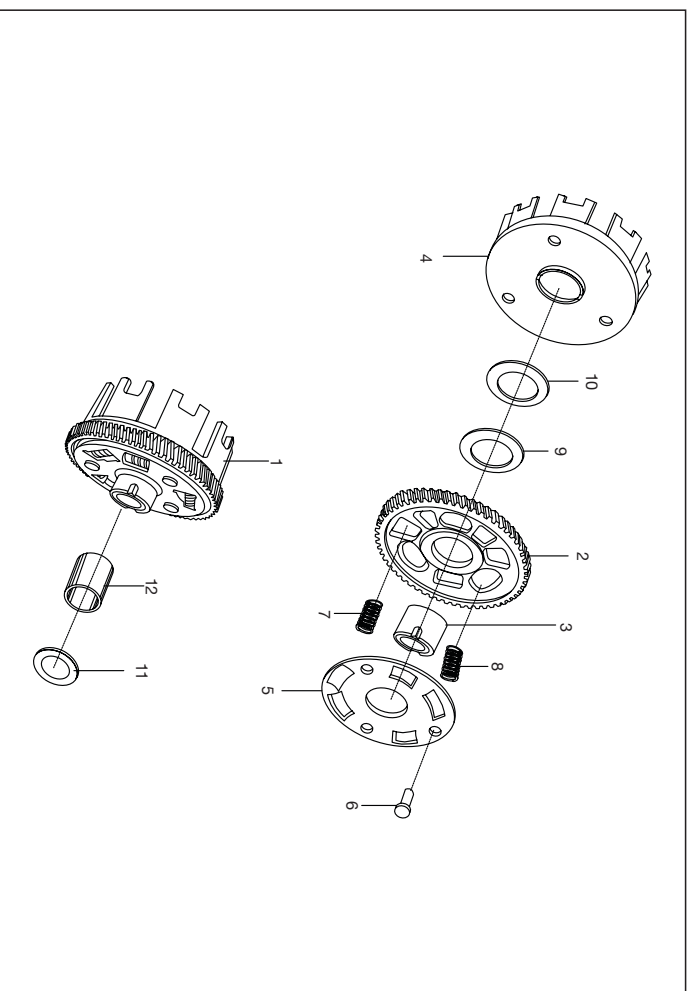
No.	Part No.	Description	QTY/VEH-205			QTY/VEH-205 D			Remarks
			PET	CNG	LPG	PET	CNG	LPG	
1	AN 1010 09	Valve Intake NS	1	1	1	1	1	1	alt- Valve Kit 36AN0013
2	AN 1010 10	Valve exhaust NS	1	1	1	1	1		
3	39 1035 19	Oil seal	2	2	2	2	2		
4	31 1010 22	Spring engine valve	2	2	2	2	2		
5	31 1010 19	Coller	4	4	4	4	4		
6	31 1010 18	Retainer valve spring	2	2	2	2	2		
7	28 1011 29	Seat spring	2	2	2	2	2		
8	31 1010 20	Rocker arm	2	2	2	2	2		
9	39 1024 01	Screw	2	2	2	2	2		
10	39 0973 15	Nut	2	2	2	2	2		
11	AA 1011 37	Rocker arm shaft	1	1	2	1	2		
12	13 1010 24	Rocker arm shaft	1	1	2	1	2		
13	28 1010 57	Stopper	1	1	1	1	1		
14	DX 1010 74	Screw pan cross	1	1	1	1	1		
15	28 1011 25	Valve guide	2	2	2	2	2		



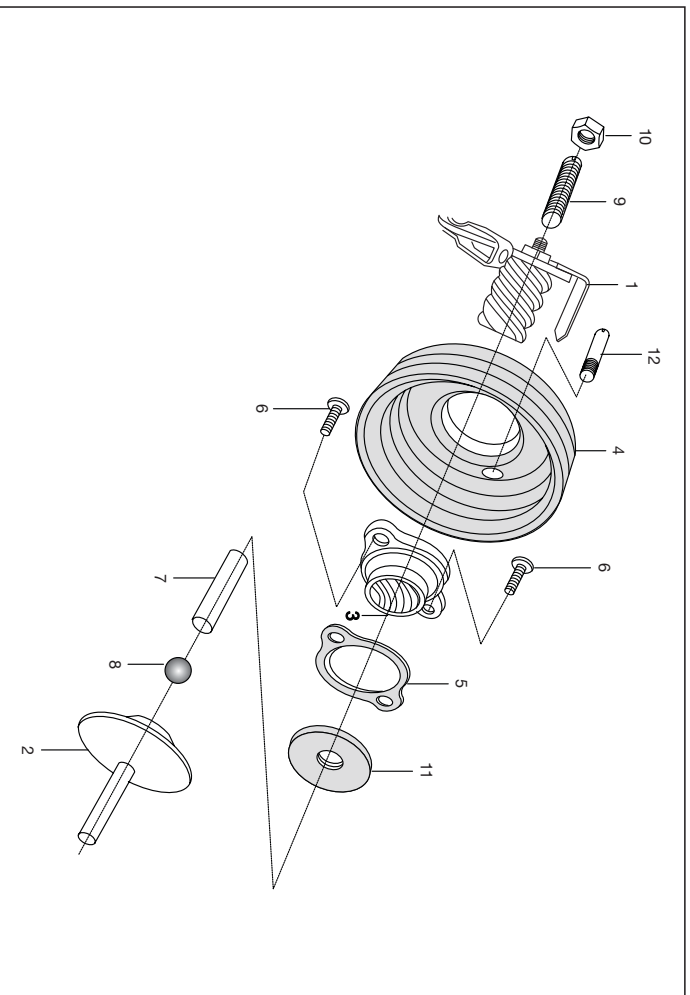
No.	Part No.	Description	QTY/VEH-205			QTY/VEH-205 D			Remarks
			PET	CNG	LPG	PET	CNG	LPG	
1	AA 1016 66	Camshaft assy decomp	1	1	1	1	1	from 27.07.2011	
2	28 1011 67	Sprocket - cam driven	1	1	1	1	1	from 27.07.2011	
3	39 1062 04	Flange bolt	2	2	2	2	2	from 27.07.2011	
4	AA 1015 64	Guide chain	1	1	1	1	1	from 01.02.2012	
5	AA 1017 06	Guide chain-non tensioner side	1	1	1	1	1		
6	AA 1011 35	Pin guide chain	1	1	1	1	1		
7	AA 1016 04	Tensioner assy with Gasket	1	1	1	1	1		
8	LA D000 53	Bolt flange M6X1-L10	1	1	1	1	1		
9	39 1790 21	O' ring	1	1	1	1	1		
10	39 1674 04	Flange bolt	2	2	2	2	2		
10a	AA 1014 37	Screw - : pre-coated	2	2	2	2	2		
11	AA 1015 69	Timing chain	1	1	1	1	1		
12	AA 1016 22	Gasket	1	1	1	1	1		
13	39 0557 17	Circclip	1	1	1	1	1		
14	AA 10165 54	Decomp. Assembly	1	1	1	1	1	from 27.07.2011	



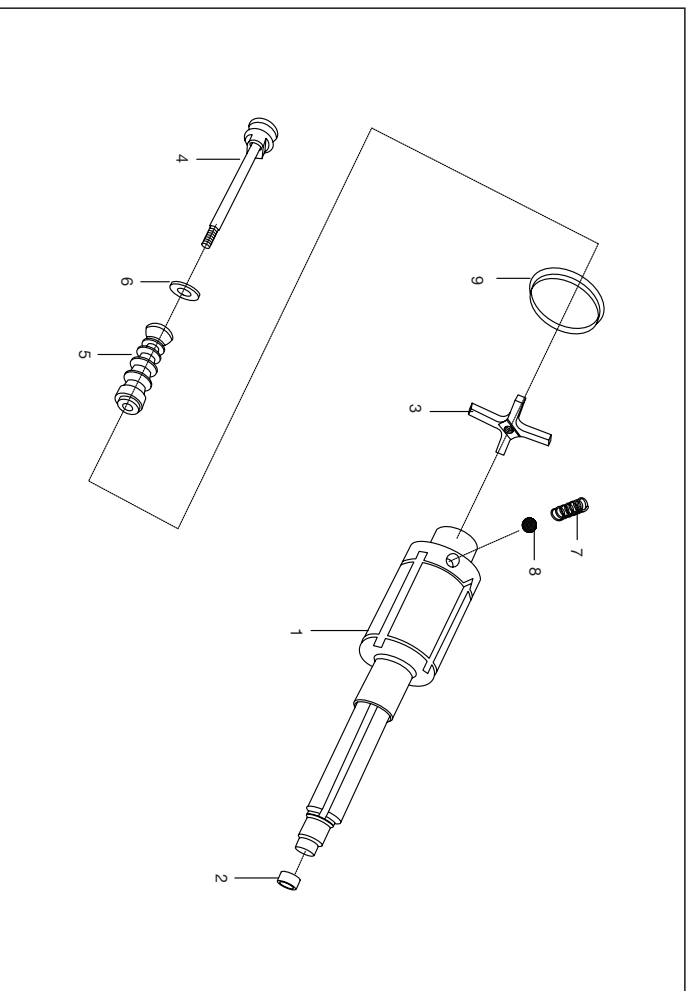
No.	Part No.	Description	QTY/VEH-205		QTY/VEH-205 D		Remarks	
			PET	CNG	LPG	PET		CNG
1	AA 1015 98	Clutch comp	1	-	1	1	1	
1a	AA 1015 93	Clutch comp	-	1	-	1	-	
2	AA 1014 70	Clutch plate assly	1	1	1	1	1	
3	AA 1014 71	Wheel clutch	1	1	1	1	1	
4	AA 1014 78	Plate friction	6	6	6	6	6	ALT
4	Jz 5514 17	Plate Friction Reduced Hits	1	1	1	1	1	
5	AA 1014 72	Plate clutch	6	6	6	6	6	
6	AA 1014 73	Hub clutch	1	1	1	1	1	
7	AA 1013 64	Spring clutch	6	6	6	6	6	
7	AA 1012 16	Spring clutch	6	6	6	6	6	
8	39 0980 04	Hex bolt	6	6	6	6	6	
9	AA 1014 74	Holder clutch	1	1	1	1	1	
10	39 1938 15	Flange nut	1	1	1	1	1	
11	Ja 5514 21	Plate Judder	1	1	1	1	1	NI
12	Ja 5514 22	Spring Judder	1	1	1	1	1	NI



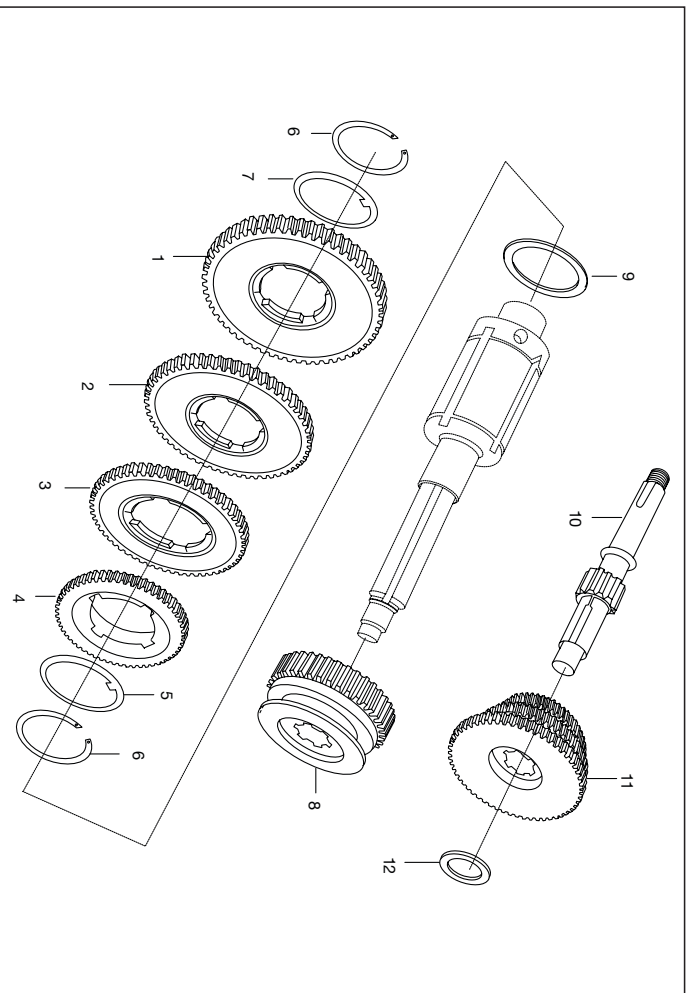
No.	Part No.	Description	QTY/VEH-205		QTY/VEH-205 D		Remarks	
			PET	CNG	LPG	PET		CNG
1	AA 1015 99	Clutch housing assly	1	-	1	1	1	
1a	AA 1015 92	Clutch housing assly	-	1	-	1	-	
2	AA 1016 00	Gear primary helical	1	1	1	1	1	
2a	AA 1015 91	Gear primary helical	-	1	-	1	-	
3	AA 1010 09	Bush gear primary	1	1	1	1	1	
4	AA 1012 07	Housing clutch	1	1	1	1	1	
5	AA 1011 42	Holder	1	1	1	1	1	
6	39 1033 09	Rivet	3	3	3	3	3	
7	AA 1014 00	Spring damper	3	3	3	3	3	
8	AA 1014 01	Spring damper	2	2	2	2	2	
9	31 1011 41	Spring (Belleville washer)	1	1	1	1	1	
10	39 1057 11	Plain washer	1	1	1	1	1	
11	39 2008 11	Plain washer	1	1	1	1	1	
12	AA 1012 13	Collar	1	1	1	1	1	



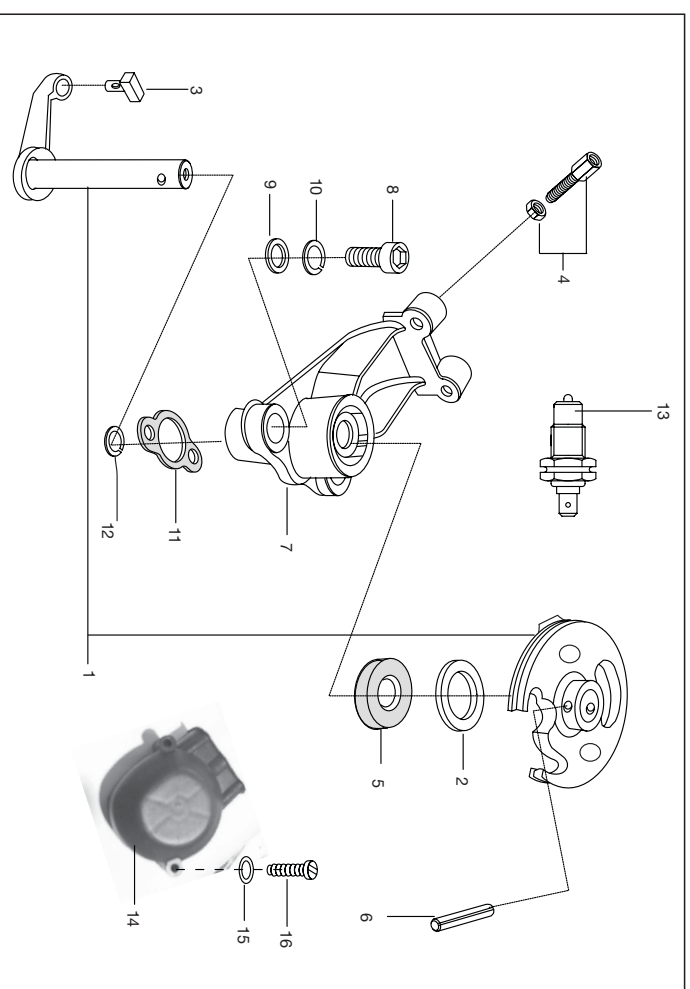
No.	Part No.	Description	QTY/VEH-205		QTY/VEH-205 D		Remarks	
			PET	CNG	LPG	PET		CNG
1	AA 1014 81	Inner clutch release assly.	1	1	1	1	1	
2	AA 1010 73	Rod push	1	1	1	1	1	
3	AA 1014 79	Release clutch outer	1	1	1	1	1	
4	AA 1014 84	Bellow	1	1	1	1	1	
5	AA 1014 91	Gasket release	1	1	1	1	1	
6	39 2038 04	Hex socket head bolt	2	2	2	2	2	
7	AA 1011 68	Dowel pin (Clutch release)	1	1	1	1	1	
8	30 1011 97	Ball steel	1	1	1	1	1	
9	39 1441 01	Screw set	1	1	1	1	1	
10	39 0292 15	Hex. lock nut	1	1	1	1	1	
11	39 1744 19	Oil seal	1	1	1	1	1	
12	AB 1011 00	Arrestor pin	1	1	1	1	1	



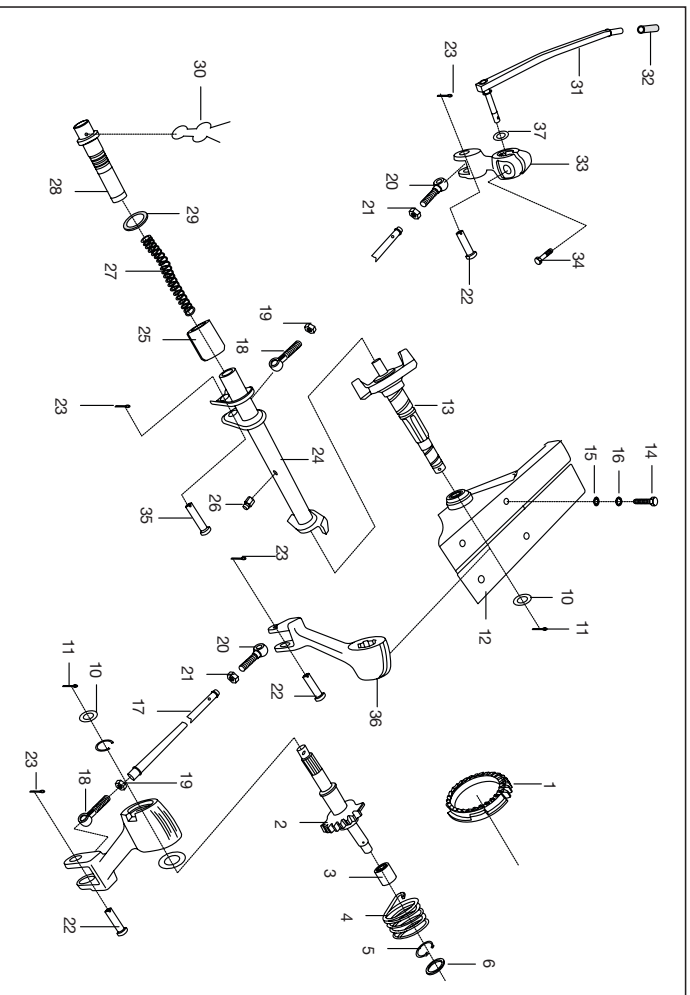
No.	Part No.	Description	QTY/VEH-205		QTY/VEH-205 D		Remarks	
			PET	CNG	LPG	PET		CNG
1	AA 1015 67	Main shaft	1	1	1	1	1	
2	AA 1012 95	Drive bush	1	1	1	1	1	
3	AB 1010 67	Cross	1	1	1	1	1	
4	AA 1010 54	Guide stem	1	1	1	1	1	
5	AA 1011 08	Gear selector	1	1	1	1	1	
6	39 0213 11	Plain washer	1	1	1	1	1	
7	28 1010 38	Spring	2	2	2	2	2	
8	01 1801 23	Steel ball	2	2	2	2	2	
9	AA 1010 61	Cup gear shifter	1	1	1	1	1	



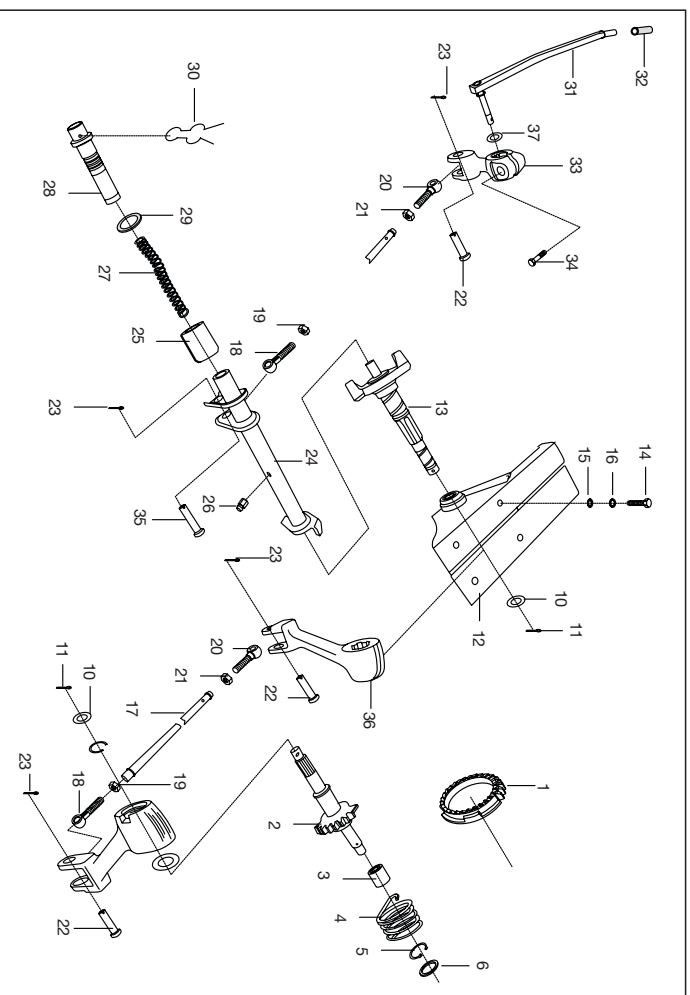
No.	Part No.	Description	QTY/VEH-205		QTY/VEH-205 D		Remarks	
			PET	CNG	LPG	PET		CNG
1	AA 1010 50	1st speed gear	1	1	1	1	1	
2	AA 1010 51	2nd speed gear	1	1	1	1	1	
3	AA 1010 52	3rd speed gear	1	1	1	1	1	
4	AA 1010 53	4th speed gear	1	1	1	1	1	
5	15 1011 71	Spacer ring	1	1	1	1	1	
6	21 1007 11	Circip	2	2	2	2	2	NI
7	01 1007 11	Shoulder ring No. 1	1	1	1	1	1	
7a	01 1007 12	Shoulder ring No. 2	1	1	1	1	1	
7b	01 1007 13	Shoulder ring No. 3	1	1	1	1	1	
7c	01 1007 14	Shoulder ring No. 4	1	1	1	1	1	
8	AA 1015 55	Reverse control gear	1	1	1	1	1	
9	AA 1010 55	Thrust washer	1	1	1	1	1	
10	AA 1013 92	Multiple gear shaft	1	1	1	1	1	
11	AA 1016 46	Multiple gearl & Ill	1	1	1	1	1	1.02.2012
11A	AA 1016 47	Multiple gearIV	1	1	1	1	1	1.02.2012
12	AA 1011 56	Thrust washer (M.G.Shaft)	1	1	1	1	1	



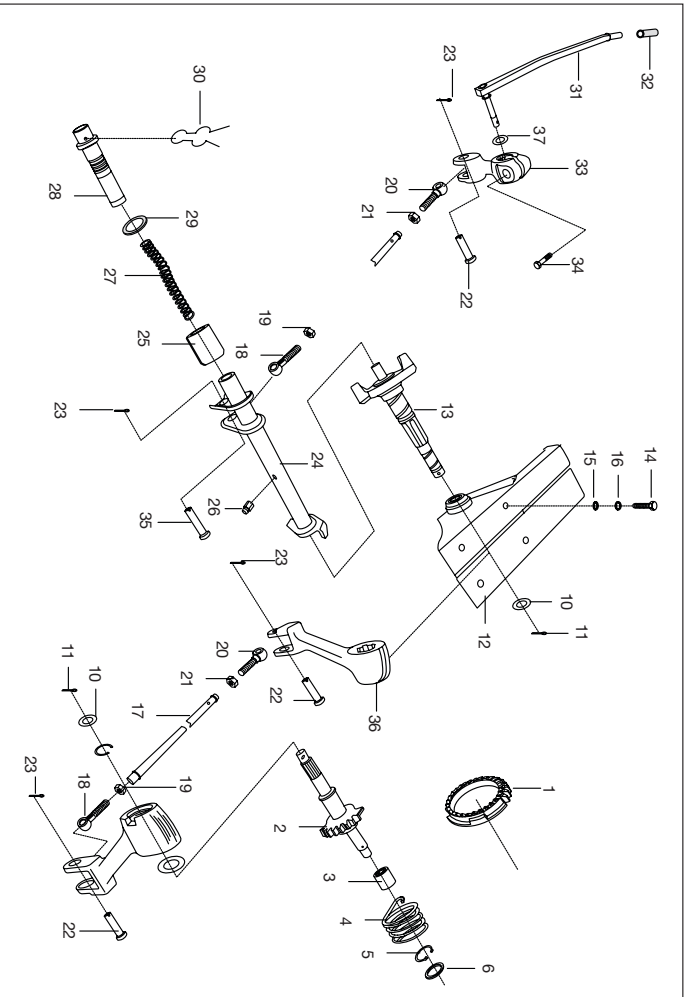
No.	Part No.	Description	QTY/VEH-205		QTY/VEH-205 D		Remarks	
			PET	CNG	LPG	PET		CNG
1	AA 1016 74	Sector with lever	1	1	1	1	1	
2	AA 1017 36	Sector with lever	1	1	1	1	1	
3	39 0550 11	Plain washer*	1	1	1	1	1	
4	BA 1321 41	Slider block	1	1	1	1	1	
5	05 1010 83	Adjuster with nut*	2	2	2	2	2	
6	39 1046 19	Seal oil	1	1	1	1	1	
7	39 0426 06	Spring type straight pin	1	1	1	1	1	
8	AA 1016 80	Flange assly (Gear shifter)	1	1	1	1	1	
9	39 1197 04	Bolt socket	2	2	2	2	2	
10	39 0219 11	Plain washer	2	2	2	2	2	
11	39 1826 12	Spring washer	2	2	2	2	2	
12	AA 1010 84	Gasket sector flange	1	1	1	1	1	
13	39 0804 11	Plain washer	2	2	2	2	2	
14	AA 2010 41	Switch neutral cover (Gear shifter)	1	1	1	1	1	
15	AA 1012 58	Cover (Gear shifter)	1	1	1	1	1	
16	39 0197 11	Plain washer	2	2	2	2	2	
17	39 0758 01	Screw pan cross	2	2	2	2	2	
18	Aa 1016 65	Bracket Fix End Cable Guide	1	1	1	1	1	
	LA D000 17	Bolt Flanged M5x0.8x16	2	2	2	2	2	



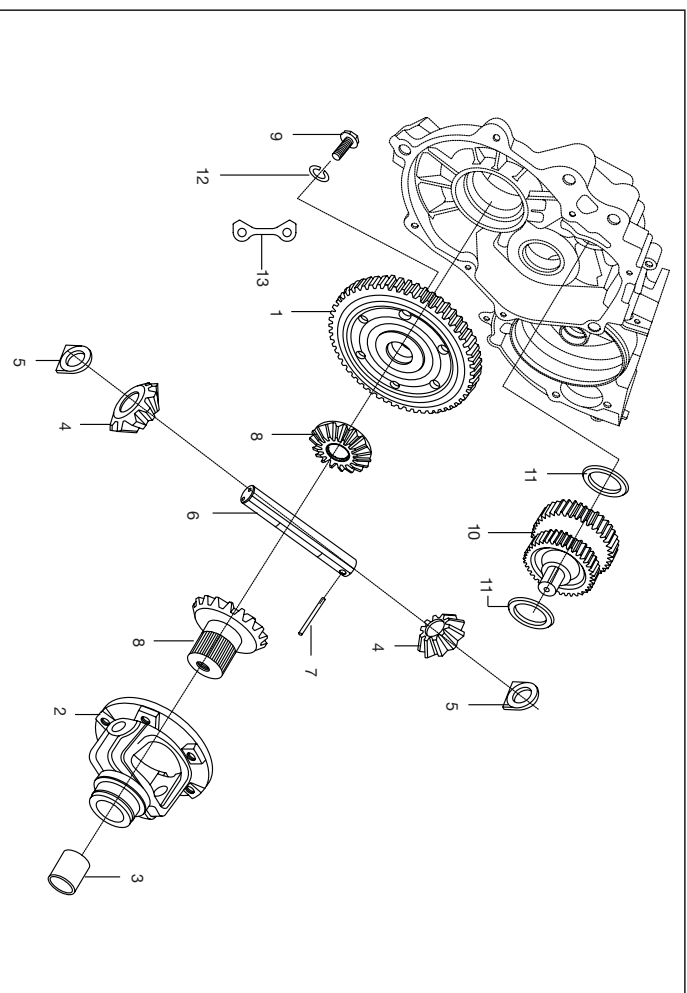
No.	Part No.	Description	QTY/VEH-205			QTY/VEH-205 D			Remarks
			PET	CNG	LPG	PET	CNG	LPG	
1	AA 1011 22	Starter gear	1	1	1	1	1		
2	AA 1012 86	Sector gear assly.	1	1	1	1	1		
3	AA 1012 15	Guide spring	1	1	1	1	1		
4	AA 1012 09	Torsional spring	1	1	1	1	1		
5	30 1010 53	Circlip	1	1	1	1	1		
6	AA 1011 56	Thrust washer	1	1	1	1	1		
7	24 1611 49	Bush Sintered Bronze	2	2	2	2	2		
8	Dg 1611 24	Damper	1	1	1	1	1	N.I.	
9	AA 1013 47	Tube Concnj II Assy'1	1	1	1	1	1	N.I.	
9	AA 1015 72	Tube connecting-I assy.	1	1	1	1	1	N.I.	
10	39 0240 11	Plain washer	2	2	2	2	2		
11	39 0799 08	Pin cotter	2	2	2	2	2		
12	AA 1012 97	Support assly,comp. (H.S)	1	1	1	1	1	N	
13	AA 1012 89	Spindle assly.	1	1	1	1	1		
14	39 0435 01	Screw hex,head	4	4	4	4	4		
15	39 0200 11	Plain washer	4	4	4	4	4		



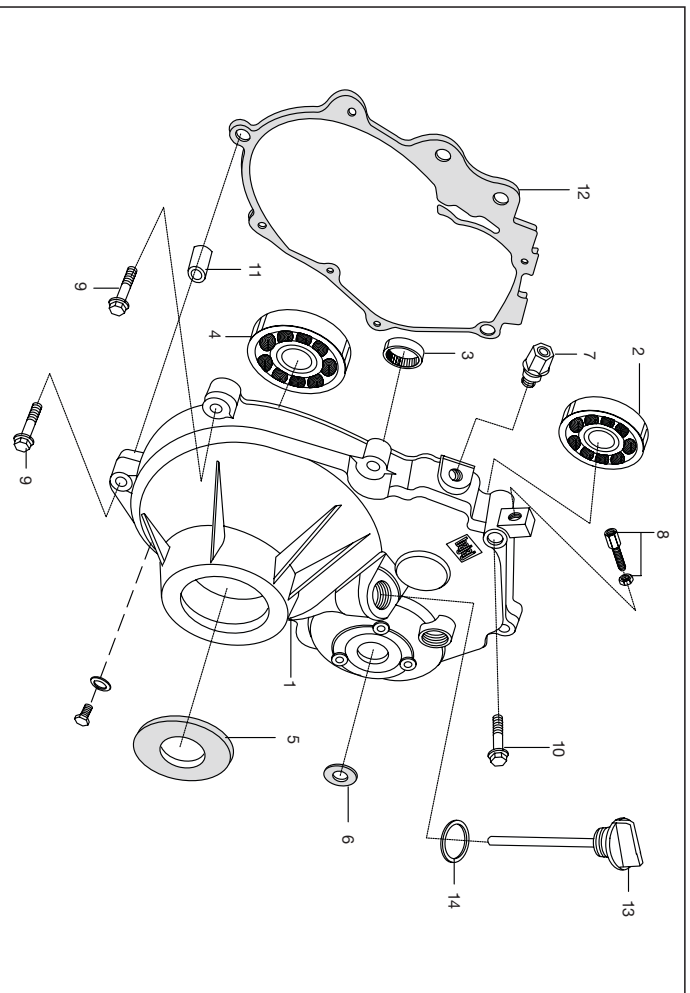
No.	Part No.	Description	QTY/VEH-205			QTY/VEH-205 D			Remarks
			PET	CNG	LPG	PET	CNG	LPG	
16	39 1828 12	Spring washer	4	4	4	4	4		
17	AA 1015 71	Connecting tube - I	1	1	1	1	1		
18	24 1014 17	Bolt - eye :- R. H. thread	2	2	2	2	2		
19	24 1014 19	Hex nut LH thread	2	2	2	2	2		
20	24 1016 16	Connector	1	1	1	1	1		
21	39 0296 15	Hex. nut	2	2	2	2	2		
22	24 1014 22	Pin	3	3	3	3	3		
23	39 0146 08	Split pin	4	4	4	4	4		
24	AA 1017 23	Starting tube assly.	1	1	1	1	1		
25	22 1014 23	Plug	1	1	1	1	1		
26	23 1613 05	Grease nipple	1	1	1	1	1		
27	21 1014 27	Spring	1	1	1	1	1		
28	AA 1012 77	Pin for lever support	1	1	1	1	1		
29	03 1801 16	O' ring	1	1	1	1	1		
30	21 1014 29	Spring clip	1	1	1	1	1		



No.	Part No.	Description	QTY/VEH-205			QTY/VEH-205 D			Remarks
			PET	CNG	LPG	PET	CNG	LPG	
31	AZ 6210 19	Starting handle/pin	1	1	1	1	1	1	
32	22 1011 15	Starting handle grip	1	1	1	1	1	1	
33	AA 1013 29	Lever driver side	1	1	1	1	1	1	
34	39 1389 04	'D' bolt	1	1	1	1	1	1	
35	24 1014 21	Pin	1	1	1	1	1	1	
36	AA 1013 30	Lever	1	1	1	1	1	1	
37	24 1014 14	Washer	1	1	1	1	1	1	N.I.
38	24 1613 19	Cap eye bolt connecting tube	1	1	1	1	1	1	N.I.
39	24 1015 72	Nylon bush	1	1	1	1	1	1	N.I.

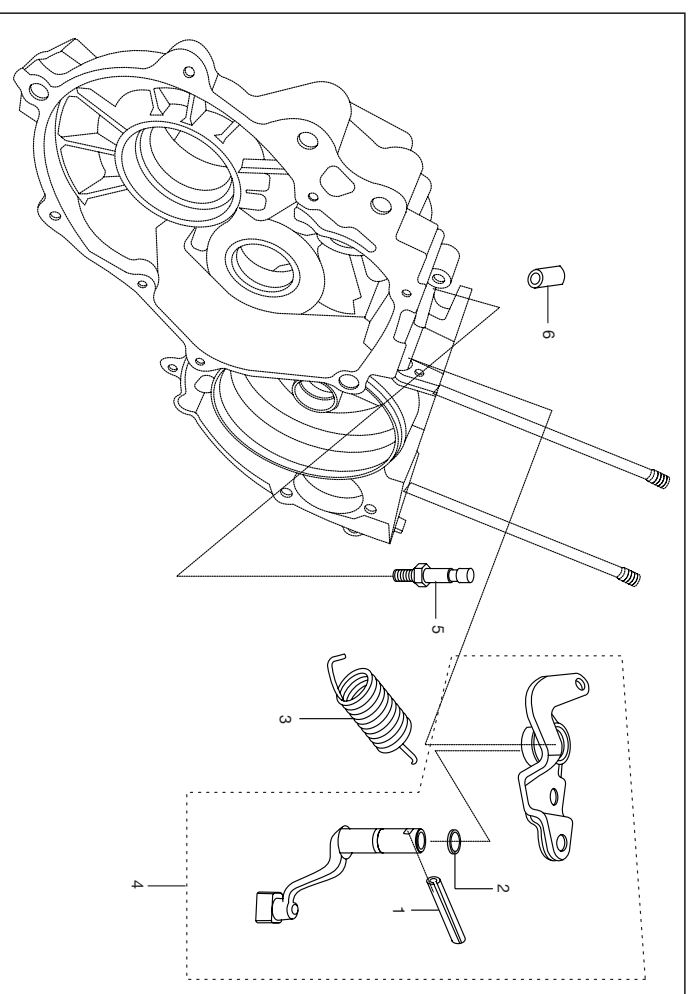


No.	Part No.	Description	QTY/VEH-205			QTY/VEH-205 D			Remarks
			PET	CNG	LPG	PET	CNG	LPG	
1	AA 1310 02	Differential gear	1	1	1	1	1	1	
2	AA 1310 33	Satellite gear Hsg. assly	1	1	1	1	1	1	
3	24 1301 11	Bush bevel gear housing	1	1	1	1	1	1	
4	22 1310 18	Satellite gear	2	2	2	2	2	2	
5	22 1310 14	Spacer	2	2	2	2	2	2	
6	24 1310 32	Bevel gear pin	1	1	1	1	1	1	
7	24 1301 13	Pin	1	1	1	1	1	1	
8	24 1310 09	Bevel gear	2	2	2	2	2	2	
9	39 0435 01	Screw hexagon head	6	6	6	6	6	6	
10	AA 1010 57	Idler gear	1	1	1	1	1	1	
11	AA 1010 58	Thrust washer (idler gear)	2	2	2	2	2	2	
12	39 0265 12	Spring washer	6	6	6	6	6	6	NS
13	22 1703 45	Lock plate	3	3	3	3	3	3	NI
14	22 1710 80	Lock Plate	3	3	3	3	3	3	NI



No.	Part No.	Description	QTY/VEH-205		QTY/VEH-205 D		Remarks
			PET	CNG	LPG	PET	
1	AA 1016 48	Differential cover	1	1	1	1	
2	30 1510 39	Bearing ball	1	1	1	1	
3	39 1435 20	Needle roller bearing	1	1	1	1	
4	24 1301 05	Ball bearing	1	1	1	1	
5	BF 5516 13	Oil seal	1	1	1	1	
6	39 1869 19	Oil seal	1	1	1	1	
7	05 1010 51	Breather assy	1	1	1	1	
8	05 1510 12	Adjuster with nut	1	1	1	1	
9	LA D000 35	Bolt flanged	7	7	7	7	
10	LA J000 01	Bolt flanged	1	1	1	1	
11	39 1000 06	Hollow dowel pin	2	2	2	2	
12	AA 1310 49	Gasket - Differential cover	1	1	1	1	
13	AA 1310 17	Dipstick - Differential	1	1	1	1	
14	39 1537 21	'O' ring	1	1	1	1	
15	DU 1012 23	Plug drain (magnetic)	1	1	1	1	
16	31 1011 06	Gasket	1	1	1	1	

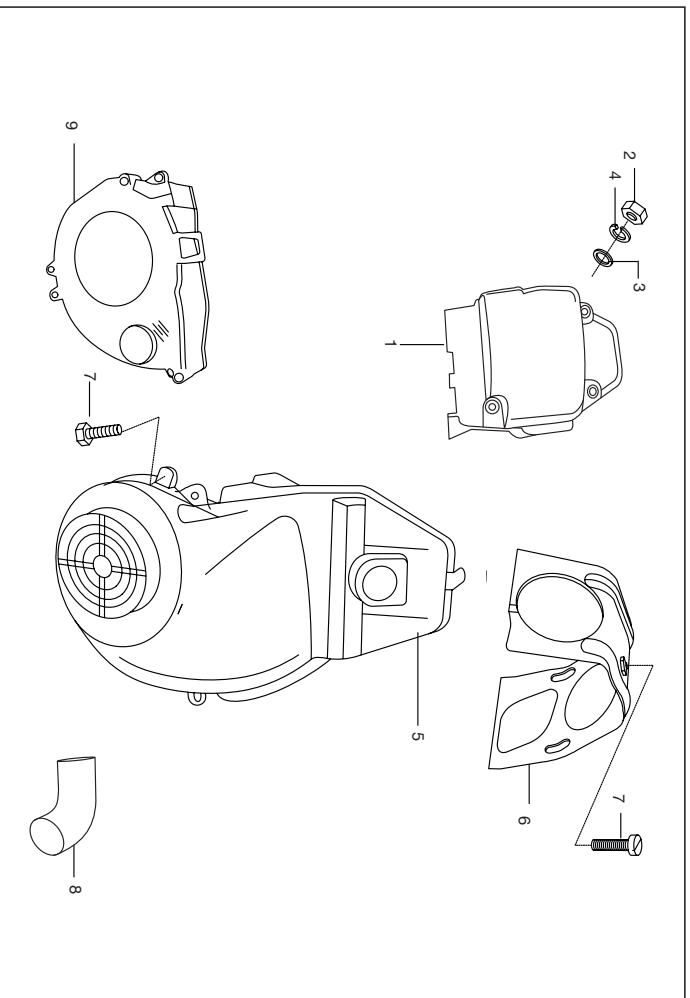
Ft:06.08.2012



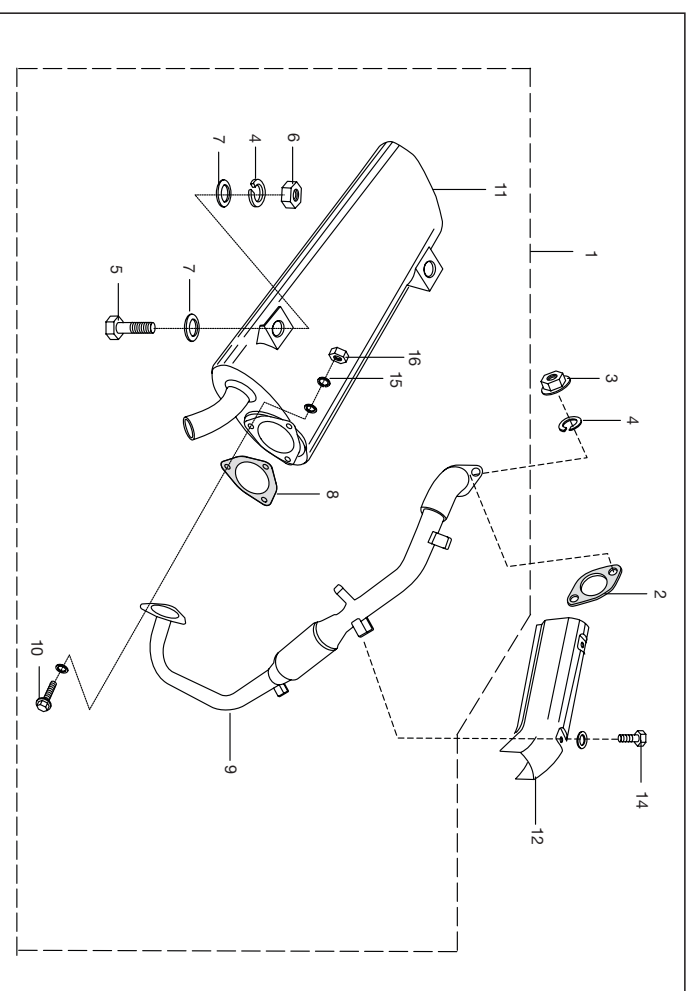
No.	Part No.	Description	QTY/VEH-205		QTY/VEH-205 D		Remarks
			PET	CNG	LPG	PET	
1	39 0426 06	Spring type straight pin	1	1	1	1	
2	AN 1310 39	Seal rubber	1	1	1	1	
3	AN 1310 33	Tension spring	1	1	1	1	
4	AA 1310 63	Sect. Comp. Rev. Control	1	1	1	1	
5	AA 1012 12	Pin for tension spring	1	1	1	1	
6	AA 1015 70	Bush sintered	1	1	1	1	
7	Aa 1310 74	Assembly Bracket Rev. & Oil Pipe	1	1	1	1	

Ft:15.04.2012

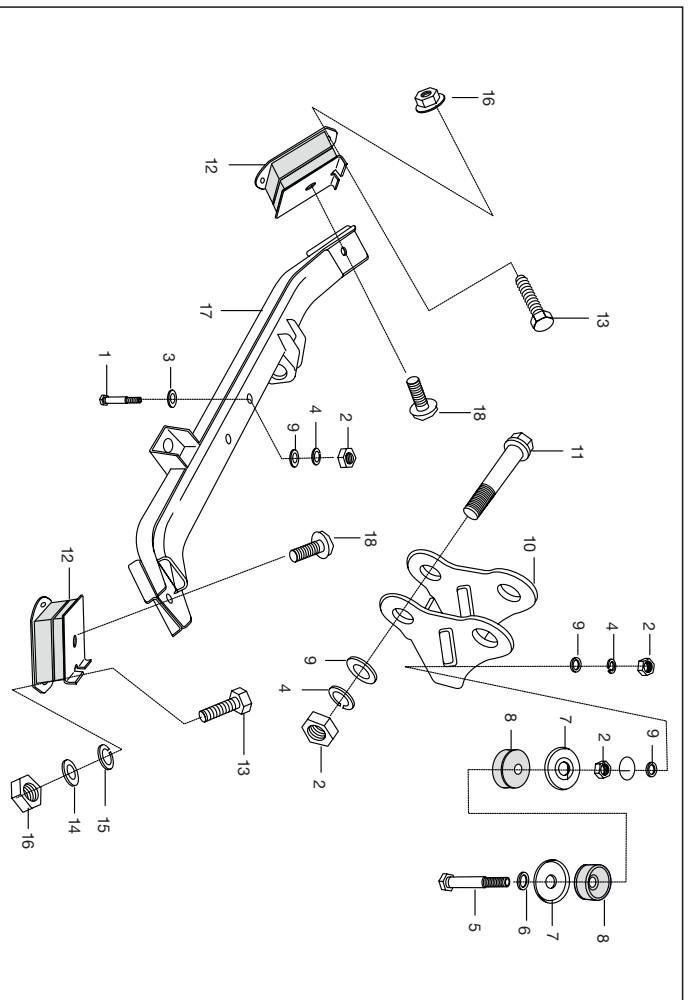
NI



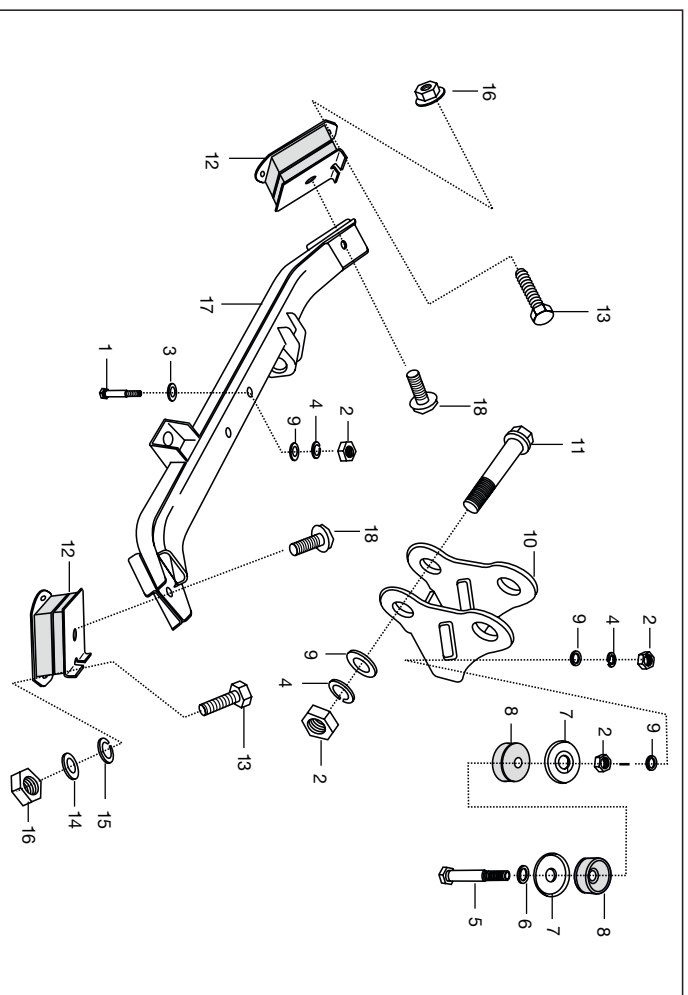
No.	Part No.	Description	QTY/VEH-205		QTY/VEH-205 D		Remarks	
			PET	CNG	LPG	PET		CNG
1	AA 1016 86	Cowling clutch side	1	1	1	1	1	fr:01.04.2011
2	39 0834 15	Hex. nut	2	2	2	2	2	
3	39 0219 11	Plain washer	2	2	2	2	2	NS
4	39 1826 12	Spring washer	2	2	2	2	2	NS
5	AA 1016 68	Fan cover complete	1	1	1	1	1	
6	AF 1010 18	Central cover	--	1	--	1	--	NS
6a	AM 1010 11	Central cover	1	--	1	1	--	NS
7	39 0747 01	Bot	7	7	7	7	7	
8	24 1214 16	Elbow for fan cover	--	1	--	1	--	
8	AU 1720 04	Outlet elbow-rh/ly	1	1	1	1	1	
9	AA 1015 12	Internal cowling comp.	1	1	1	1	1	



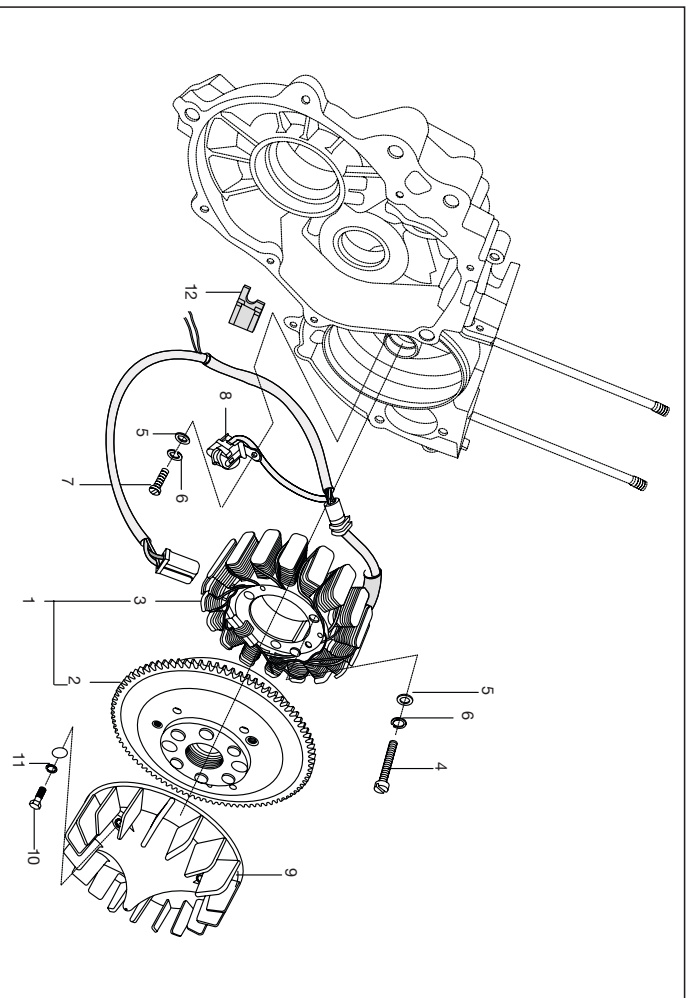
No.	Part No.	Description	QTY/VEH-205		QTY/VEH-205 D		Remarks	
			PET	CNG	LPG	PET		CNG
1	AA 1015 78	Silencer assy. comp	1	1	1	1	1	
2	13 1011 65	Gasket	1	1	1	1	1	
3	39 0798 15	Nut flanged	2	2	2	2	2	
4	39 1829 12	Spring washer	2	2	2	2	2	
5	39 0080 04	Hexagon head bolt	1	1	1	1	1	
6	39 0312 15	Hex. nut	2	2	2	2	2	
7	39 0201 11	Plain washer	4	4	4	4	4	
8	AA 1012 83	Gasket	2	2	2	2	2	
9	AA 1015 79	Exhaust tube assy.	1	1	1	1	1	
10	39 2707 04	Flanged bolt	3	3	3	3	3	
11	AA 1016 05	Muffler assy.comp.	1	1	1	1	1	
12	AA 1015 85	Silencer shield comp.	1	1	1	1	1	
14	39 2476 04	Bolt	2	2	2	2	2	
15	39 1826 12	Spring washer	3	3	3	3	3	
16	39 0834 15	Hex.nut	3	3	3	3	3	NS



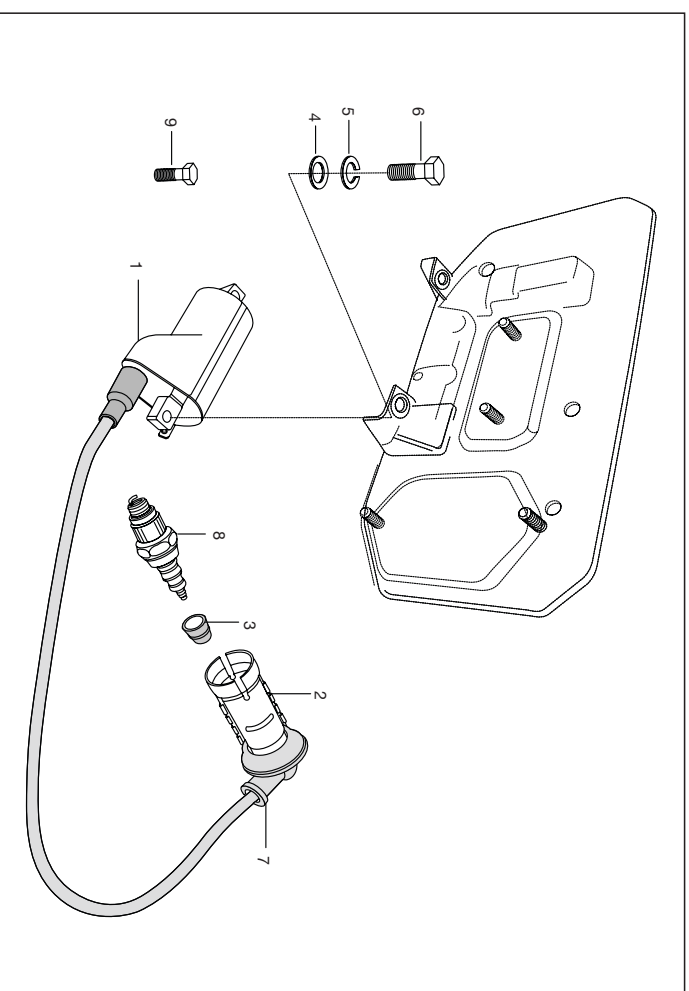
No.	Part No.	Description	QTY/VEH-205			QTY/VEH-205 D			Remarks
			PET	CNG	LPG	PET	CNG	LPG	
1	39 2393 04	Hexagon bolt	2	2	2	2	2	2	
2	39 0296 15	Hex nut	6	6	6	6	6	6	
3	39 0201 11	Plain washer	2	2	2	2	2	2	
4	39 1829 12	Spring washer	2	2	2	2	2	2	
5	24 1610 03	Hex bolt	1	1	1	1	1	1	
6	39 0251 11	Plain washer	1	1	1	1	1	1	
7	21 1604 17	Reinforcement plate	2	2	2	2	2	2	
8	24 1609 24	Rubber plug	2	2	2	2	2	2	
9	39 0248 11	Rubber washer	6	6	6	6	6	6	
10	AA 1011 94	Bracket front mounting Bolt	1	1	1	1	1	1	
11	39 1377 04	Hex screw	2	2	2	2	2	2	
12	BA 1021 60	Rubber isolator (GB)	2	2	2	2	2	2	
13	39 1079 01	Hex screw	4	4	4	4	4	4	
14	39 0198 11	Plain washer	4	4	4	4	4	4	
15	39 0263 12	Spring washer	4	4	4	4	4	4	



No.	Part No.	Description	QTY/VEH-205			QTY/VEH-205 D			Remarks
			PET	CNG	LPG	PET	CNG	LPG	
16	39 0834 15	Flange nut	4	4	4	4	4	4	
17	AA 1610 73	Engine mounting member rear	1	1	1	1	1	1	
18	39 1558 04	Flange Bolt	2	2	2	2	2	2	

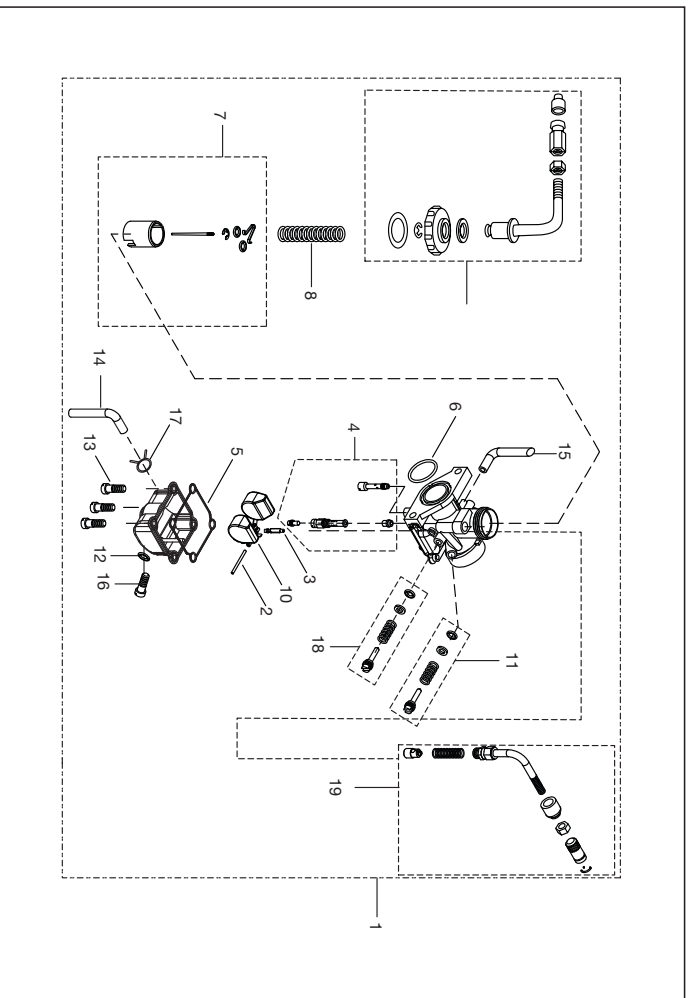


No.	Part No.	Description	QTY/VEH-205		QTY/VEH-205 D		Remarks
			PET	CNG	LP6	PET	
1	AZ 3510 00	Magneto assly	1	1	1	1	
2	AZ 3510 01	Rotor assly	1	1	1	1	
3	AZ 3510 02	Stator assly	1	1	1	1	
4	AP 1012 10	Screw	3	3	3	3	Stator Mounting
5	39 0197 11	Plain washer	5	5	5	5	
6	39 0262 12	Spring washer	5	5	5	5	
7	39 1981 04	Screw pan cross	2	2	2	2	
8	AA 1110 52	Pulser coil assly.	1	1	1	1	
9	AA 1013 84	Fan	1	1	1	1	
10	39 1075 04	Bolt flange small	3	3	3	3	
11	39 1826 12	Spring washer	3	3	3	3	
12	AA 1012 20	Grommet for pickup	1	1	1	1	

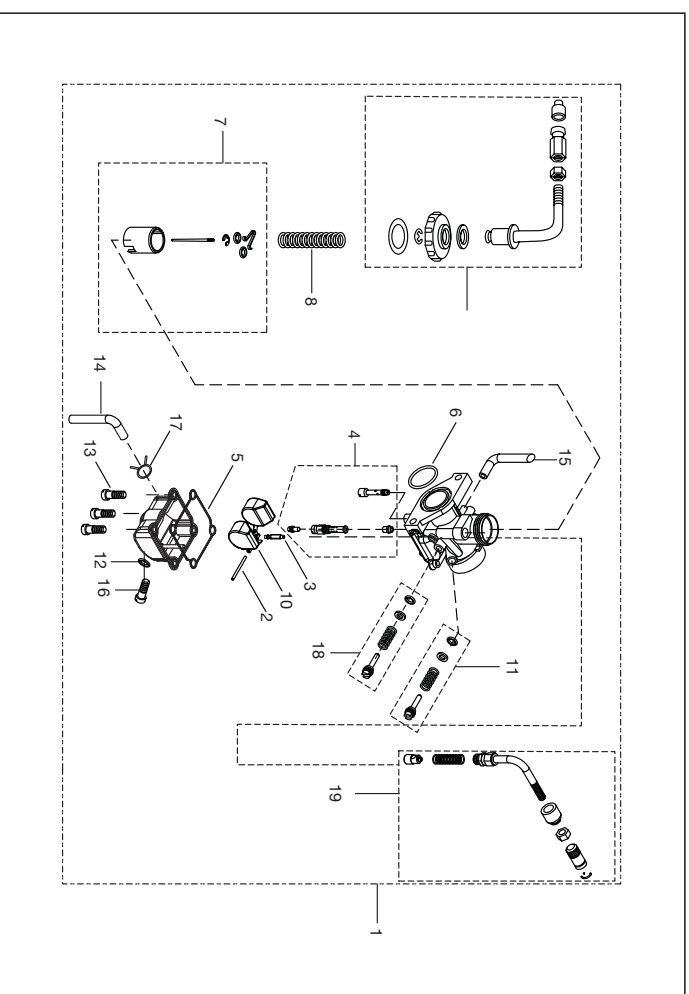


No.	Part No.	Description	QTY/VEH-205		QTY/VEH-205 D		Remarks
			PET	CNG	LP6	PET	
1	AA 1110 75	H. T. Coil assly	1	1	1	1	
1	AF 1110 10	Coil - h. T. With sealed coupler	1	-	-	1	
1a	AF 1110 12	H. T. Coil assly C-Core	-	1	1	-	
2	AA 1110 74	Spark plug cap	1	1	1	1	
3	AA 1110 76	Grommet spark plug cap	1	1	1	1	
4	39 0197 11	Plain washer	2	2	2	2	
5	39 1830 12	Spring washer	2	2	2	2	
6	01 1605 09	Bolt	2	2	2	2	
7	AA 1110 77	Cap (H.T.Cable)	1	1	1	1	
8	AA 1110 58	Spark plug	1	1	1	1	
9	39 0897 04	Bolt hex head	1	1	1	1	

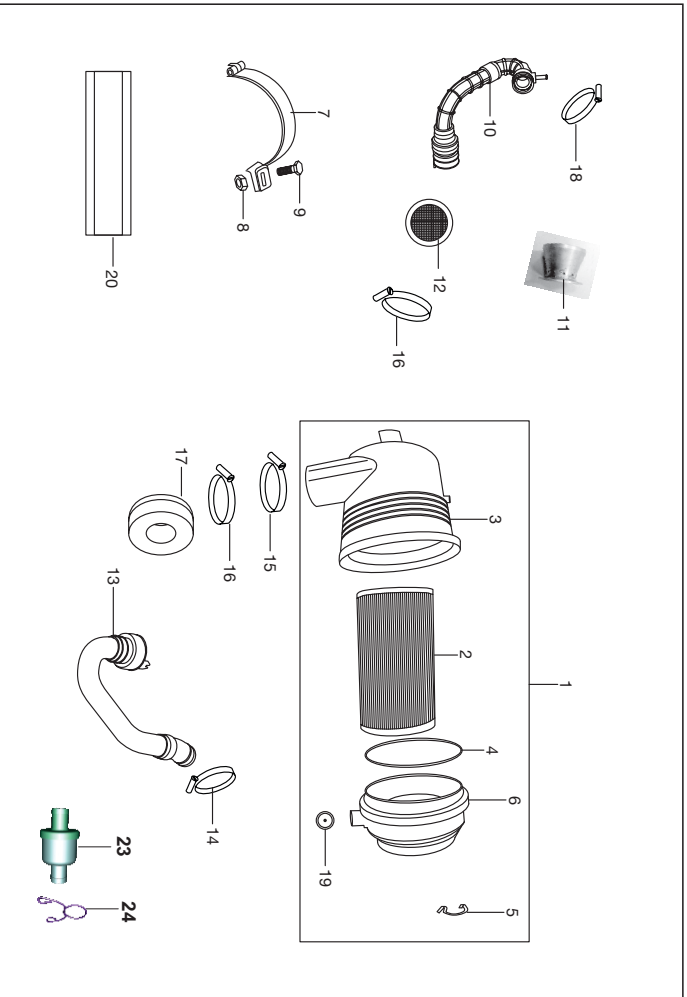
with 1k resistive



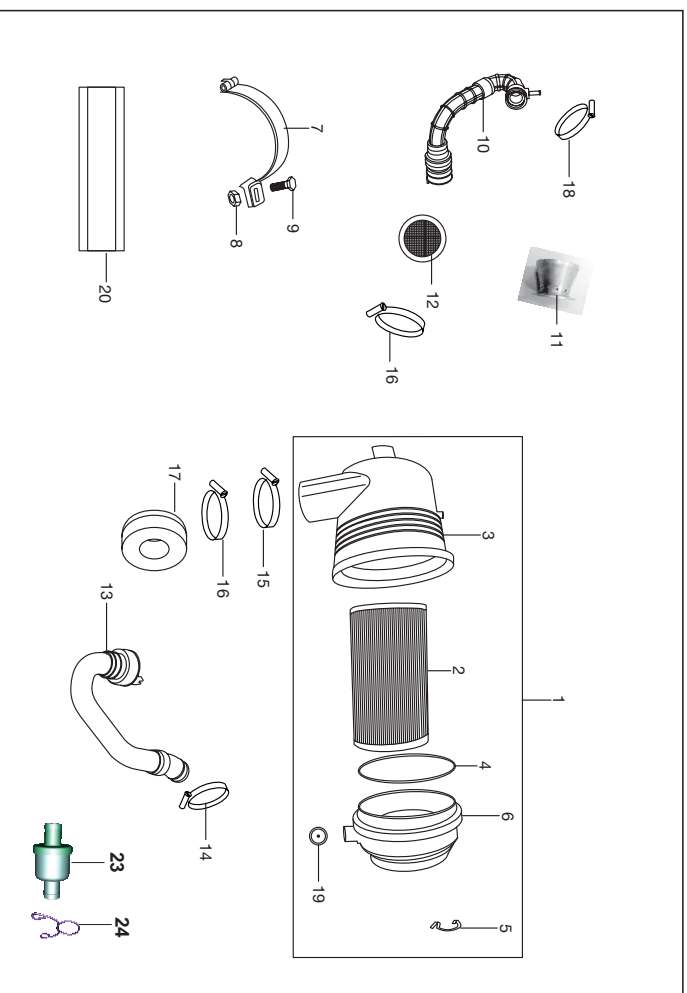
No.	Part No.	Description	QTY/VEH-205			QTY/VEH-205 D			Remarks
			PET	CNG	LPG	PET	CNG	LPG	
1	AA 1211 42	Carburetor comp.	1	--	--	1	--	--	Flange type Flange type Flange type
1a	AF 1214 77	Carburetor comp.	--	1	--	--	1	--	
1b	AM 1211 12	Carburetor comp.	--	--	1	--	--	1	
2	24 1210 69	Pin float	1	1	1	1	1	1	
3	JA 5812 21	Needle valve assy.	1	1	1	1	1	1	
4	36 AA40 13	Jet kit	1	--	--	1	--	--	
4a	36 AF00 16	Jet kit	--	1	--	--	1	--	
4b	36 AF00 10	Jet kit	1	1	1	1	1	1	
5	24 1213 61	Seal	1	1	1	1	1	1	
6	LJ A000 03	'O' ring	1	1	1	1	1	1	
7	36 AA40 12	Piston valve assly. kit	1	1	--	1	--	--	
7a	36 AF00 17	Piston valve assly. kit	--	--	1	--	1	--	
7b	36 AF00 12	Piston valve assly. kit	1	1	1	1	1	1	
8	AF 1214 49	Spring throttle valve	1	1	1	1	1	1	
9	JA 5812 36	Air Screw	1	--	--	1	--	--	
9a	24 1210 64	Spring	1	1	1	1	1	1	
10	24 1213 65	Float assly	1	--	--	1	--	--	
10	AF 1214 45	Float assly	1	1	1	1	1	1	



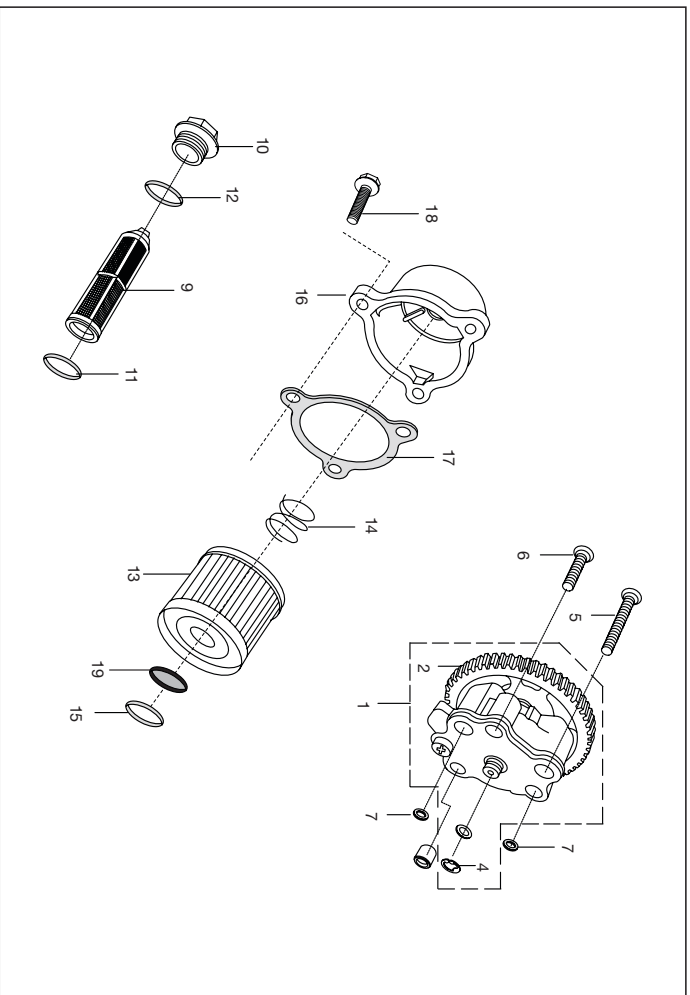
No.	Part No.	Description	QTY/VEH-205			QTY/VEH-205 D			Remarks
			PET	CNG	LPG	PET	CNG	LPG	
11	36 AF00 08	Idling adjuster kit	1	1	1	1	1	1	
12	DH 1211 18	'O' ring	1	1	1	1	1	1	
13	CB 1210 46	Screw	3	3	3	3	3	3	
14	DZ 1210 48	Hose Drain	1	1	1	1	1	1	
15	AA 1211 37	Vent Hose	1	1	1	1	1	1	
16	JA 5813 14	Drain Screw	1	1	1	1	1	1	
17	AA 1410 46	Clip hose	1	1	1	1	1	1	
18	36 AF00 09	Air screw kit	1	1	1	1	1	1	
19	36 AF00 13	Plunger assly kit	1	1	1	1	1	1	
20	36 AF00 15	Float body	1	1	1	1	1	1	
21	36 AF00 11	Top Cap assly. Kit	1	1	1	1	1	1	
22	36 AF00 14	O- ring Kit	1	1	1	1	1	1	
23	24 1213 65	Float Assembly	1	1	1	1	1	1	




No.	Part No.	Description	QTY/VEH-205		QTY/VEH-205 D		Remarks
			PET	CNG	PET	CNG	
1	AA 1211 26	Air filter assly	1	1	1	1	
1	AA 1211 51	assembly air filter	1	1	1	1	
2	AL 1210 62	Element air filter	1	--	1	--	
3	AL 1210 71	Housing air filter	1	1	1	1	
4	AL 1210 68	Seal ring flat	1	1	1	1	
4	AA 1211 48	Gasket sealing	1	--	1	--	
5	AL 1210 69	Clamp flat	1	1	1	1	
6	AL 1210 70	Cover air filter	1	1	1	1	
6	AA 1211 46	Cover air filter assy	1	--	1	--	
7	AA 2311 42	Clamp air filter	1	1	1	1	
8	39 2295 15	Nut flanged	1	1	1	1	
9	39 0062 04	Screw M6	1	1	1	1	
10	AA 1211 28	Assy. integral duct comp.	1	--	1	--	
10a	AF 1214 18	Assy. integral duct comp.	1	1	1	1	
10b	AM 1211 14	Assy. integral duct comp.	--	--	1	--	
11	AN 1210 56	Mixture tube	--	1	--	1	
11a	AM 1210 77	Mixture tube	--	1	--	1	
12	AZ 5810 09	Arrester back fire	1	1	1	1	



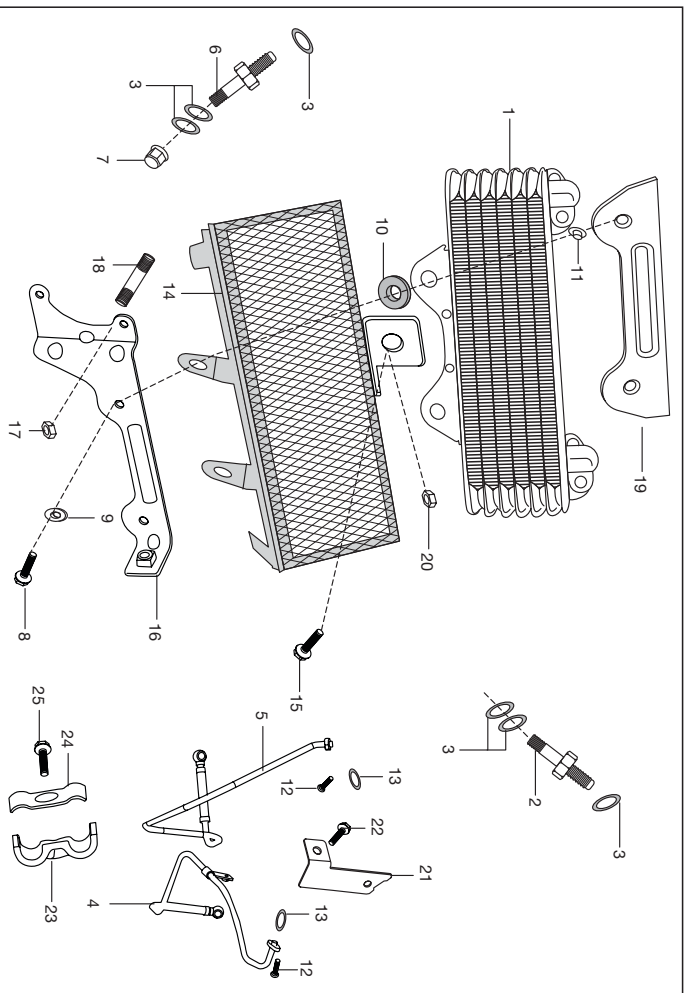
No.	Part No.	Description	QTY/VEH-205		QTY/VEH-205 D		Remarks
			PET	CNG	PET	CNG	
13	AA 1211 27	Assy. comp. hose intake	1	--	1	--	
13a	AF 1214 79	Assy. comp. hose intake	--	1	--	1	
13b	AM 1211 15	Assy. comp. hose intake	--	--	1	--	
14	JA 5814 07	Clamp	1	1	1	1	
15	31 1210 41	Clamp	1	1	1	1	
16	AA 1210 71	Clamp	1	1	1	1	
16	Az 5810 26	Clamp -mixer body	1	1	1	1	
17	AF 1214 80	Controller	1	1	1	1	
17a	AM 1211 23	Controller	--	--	1	--	
18	BA 1220 62	Clamp	1	1	1	1	
19	AA 1211 47	Valve dust ejector	1	1	1	1	
20	AA 2311 54	Cushion for A/F Mounting	1	1	1	1	
21	Bb 1210 29	Flap air intake	1	1	1	1	
22	24 1214 60	Tube s.a.l. Inlet	1	1	1	1	
23	24 1214 62	Silencer for SAI	1	1	1	1	
24	24 1214 77	Clamp hose	1	1	1	1	
25	24 1214 76	Spring clamp dia. 168 X W12	1	1	1	1	



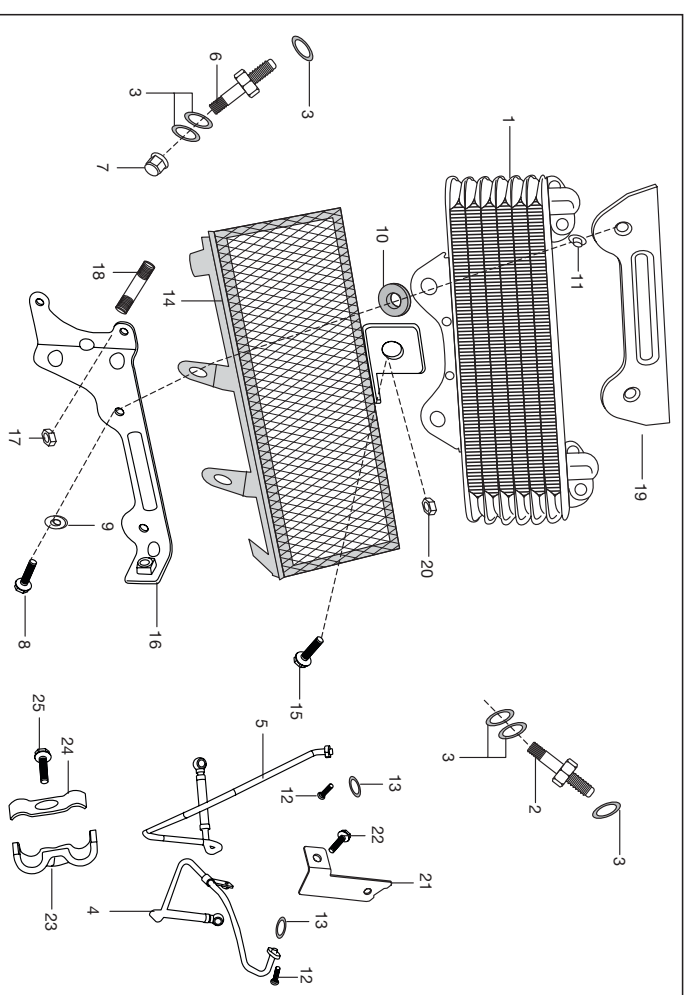
No.	Part No.	Description	QTY/VEH-205		QTY/VEH-205 D		Remarks
			PET	CNG	PET	CNG	
1	AA 1210 60	Pump assly oil	1	1	1	1	
2	AA 1014 24	Gear oil pump	1	1	1	1	
4	39 0855 17	Circlip	1	1	1	1	
5	39 1075 04	Flange bolt	1	1	1	1	NS
6	39 1674 04	Flange bolt	2	2	2	2	
7	39 1013 21	'O' ring	2	2	2	2	
9	AA 1015 48	Oil strainer	1	1	1	1	
10	28 1010 22	Cap strainer	1	1	1	1	
11	59 2100 22	'O' ring, Strainer	1	1	1	1	
12	39 1657 21	'O' ring, Cap	1	1	1	1	
13	AA 1210 06	Oil filter assembly	1	1	1	1	
14	AN 1210 81	Spring oil filter	1	1	1	1	
15	39 1657 21	'O' ring , Oil filter	1	1	1	1	
16	AF 1214 65	Oil filter cover	1	1	1	1	
17	AA 1210 10	Gasket, Oil filler	1	1	1	1	
18	39 1673 04	Flange bolt	3	3	3	3	
19	AN 1210 82	Rubber seal oil filter	1	1	1	1	



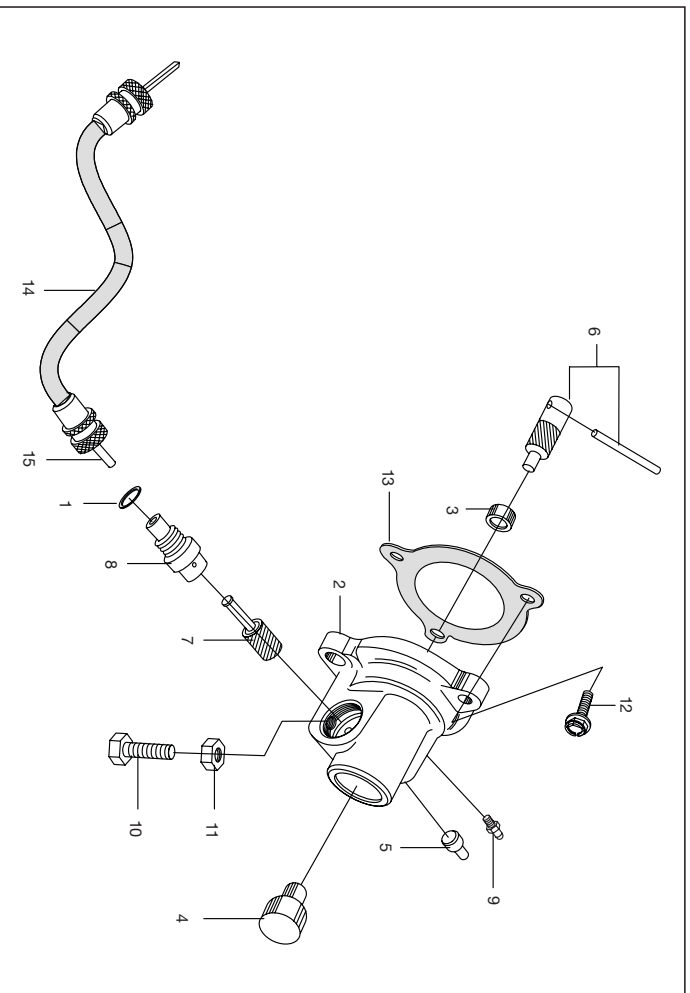
No.	Part No.	Description	QTY/VEH-205		QTY/VEH-205 D		Remarks
			PET	CNG	PET	CNG	



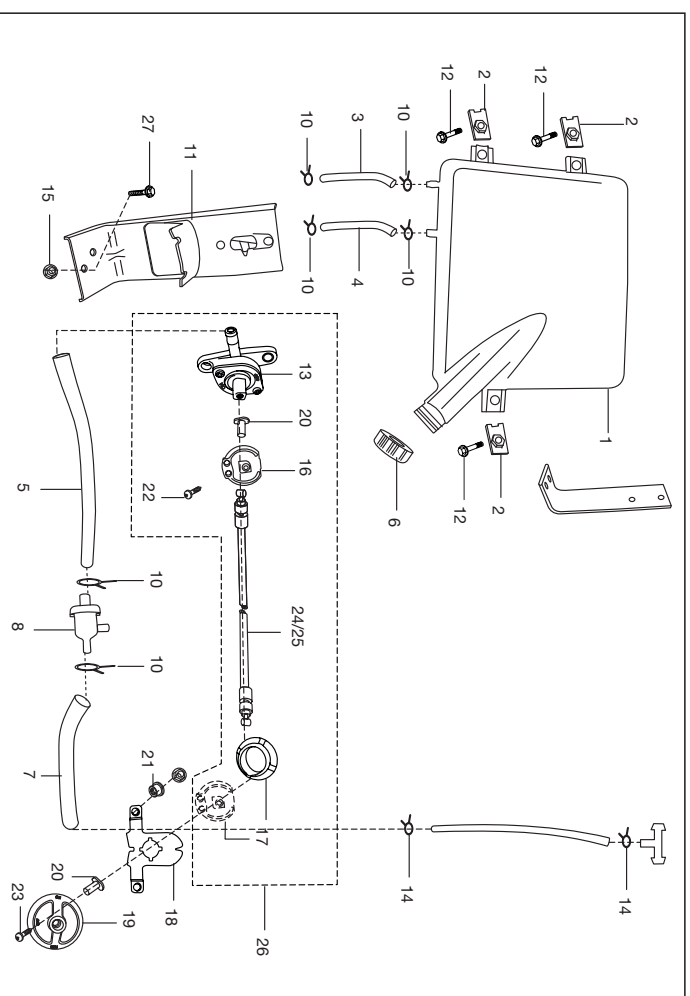
No.	Part No.	Description	QTY/VEH-205			QTY/VEH-205 D			Remarks
			PET	CNG	LPG	PET	CNG	LPG	
1	AA 1211 35	Oil cooler	1	1	1	1	1		
2	AN 1211 12	Connector oil filter cover	1	1	1	1	1		
2	AT 6012 03	Connector filter cover	1	1	1	1	1		
3	DK 1012 37	Washer copper	6	6	6	6	6		
4	AA 1016 43	Tube assy oil cooler inlet(bg)	1	1	1	1	1		
5	AA 1016 24	Tube assy oil cooler outlet(small)	1	1	1	1	1	fr: 1.11.2010	
6	AN 1211 11	Connector clutch cover	1	1	1	1	1		
7	39 2484 15	Falnge nut	2	2	2	2	2		
8	39 1553 04	Flange bolt	2	2	2	2	2		
9	31 1210 06	Plain washer	2	2	2	2	2		
10	DG 1410 19	Damper	2	2	2	2	2		
11	30 2110 05	Coller	2	2	2	2	2		
12	39 1672 04	Screw	4	4	4	4	4		
13	DK 1013 40	'O' ring	2	2	2	2	2		
14	AA 1211 36	Guard oil cooler	1	1	1	1	1		
15	39 1672 04	Flange bolt	2	2	2	2	2		



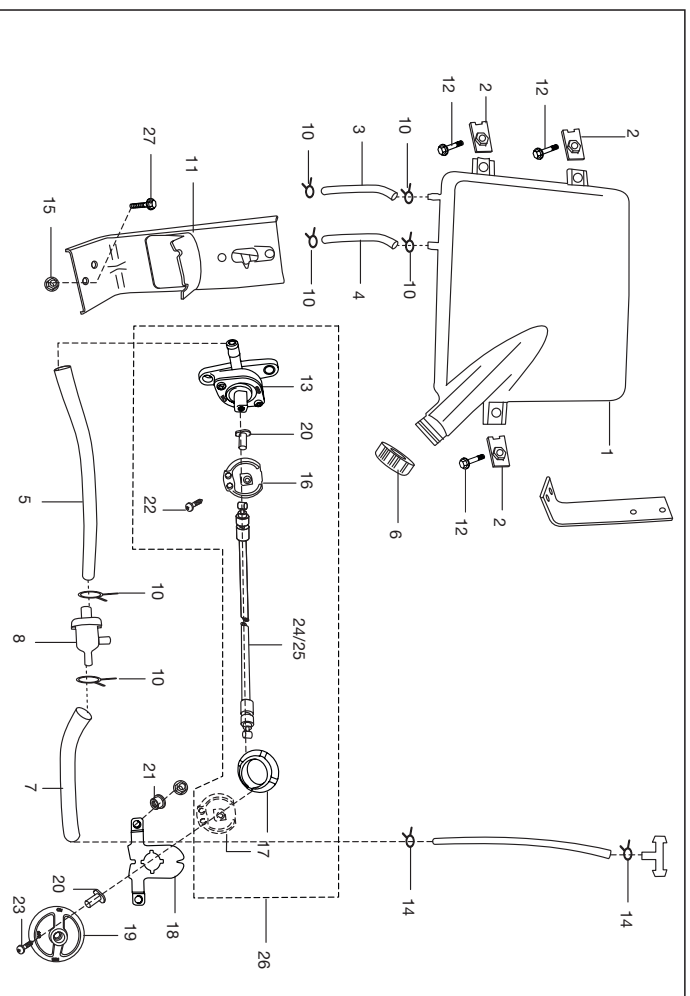
No.	Part No.	Description	QTY/VEH-205			QTY/VEH-205 D			Remarks
			PET	CNG	LPG	PET	CNG	LPG	
16	AA 1015 95	Oil cooler mtg. bracket	1	1	1	1	1		
17	39 1972 15	Nut flanged M5X0,8	2	2	2	2	2		
18	39 0697 05	Stud M5X0,8	2	2	2	2	2		
19	AA 1015 97	Oil cooler bracket	1	1	1	1	1		
20	39 0291 15	Hex nut	2	2	2	2	2		
21	AA 1017 14	Bracket for oil cool pipe mtg.	1	1	1	1	1		
22	39 1672 04	Bolt flange	1	1	1	1	1		
23	DK 1012 77	Bracket upper (oil cooler pipe)	1	1	1	1	1		
24	DK 1012 78	Bracket lower (oil cooler pipe)	1	1	1	1	1		
25	39 2345 01	Bolt flanged	1	1	1	1	1		
26	LA E000 19	Bolt flange	2	2	2	2	2		
	An 1011 13	Nut -domed cap	1	1	1	1	1	NI	



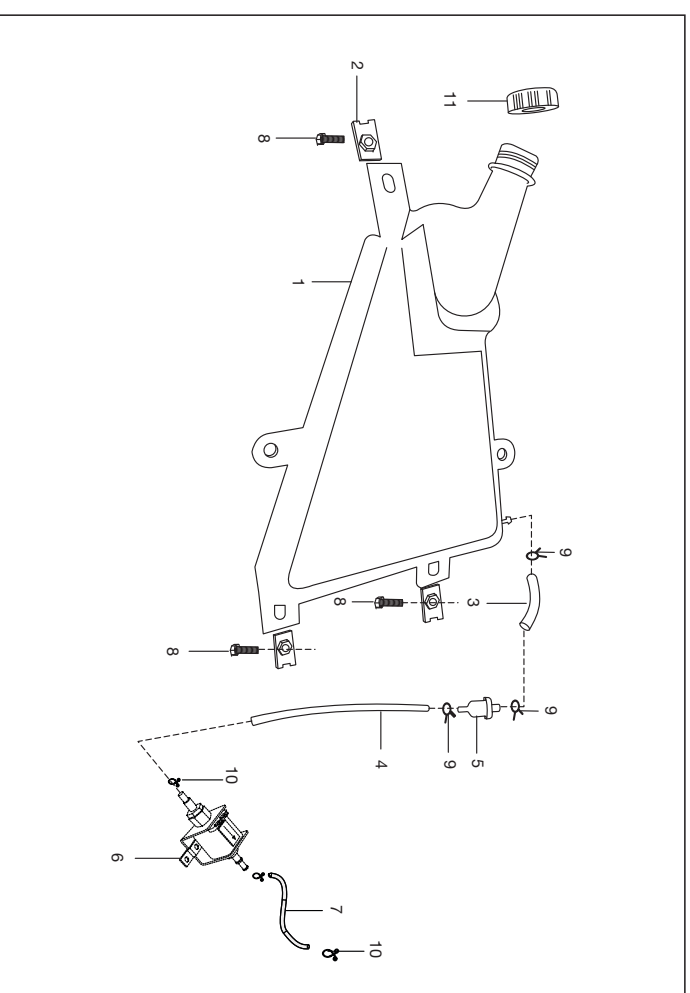
No.	Part No.	Description	QTY/VEH-205			QTY/VEH-205 D			Remarks
			PET	CNG	LPG	PET	CNG	LPG	
0	AA 1017 43	Assembly fare meter complete	1	1	1	1	1	1	
1	39 1587 21	O' ring	1	1	1	1	1	1	
2	AA 1017 45	Housing fare meter	1	1	1	1	1	1	
3	24 1310 07	Plastic bush	1	1	1	1	1	1	
4	24 1310 08	Plug	1	1	1	1	1	1	
5	03 1701 09	Pin	1	1	1	1	1	1	
6	AA 1017 50	Fare meter pinion assly	1	1	1	1	1	1	
7	24 1302 09	Fare meter gear	1	1	1	1	1	1	
8	AA 1017 42	Bush	1	1	1	1	1	1	
9	23 1613 05	Grease nipple	1	1	1	1	1	1	
10	39 0897 04	Hex bolt	1	1	1	1	1	1	
11	39 0292 15	Hex nut	1	1	1	1	1	1	
12	KA DA05 12	Hex bolt flange type	3	3	3	3	3	3	
13	AA 1310 04	Gasket	1	1	1	1	1	1	
14	AA 2510 01	Faremeter cable comp.	1	1	1	1	1	1	
15	AA 2510 03	Inner cable (Faremeter)	1	1	1	1	1	1	
17	AA 1610 89	Bracket faremeter- coupler	1	1	1	1	1	1	
18	24 1310 03	wire	1	1	1	1	1	1	NI



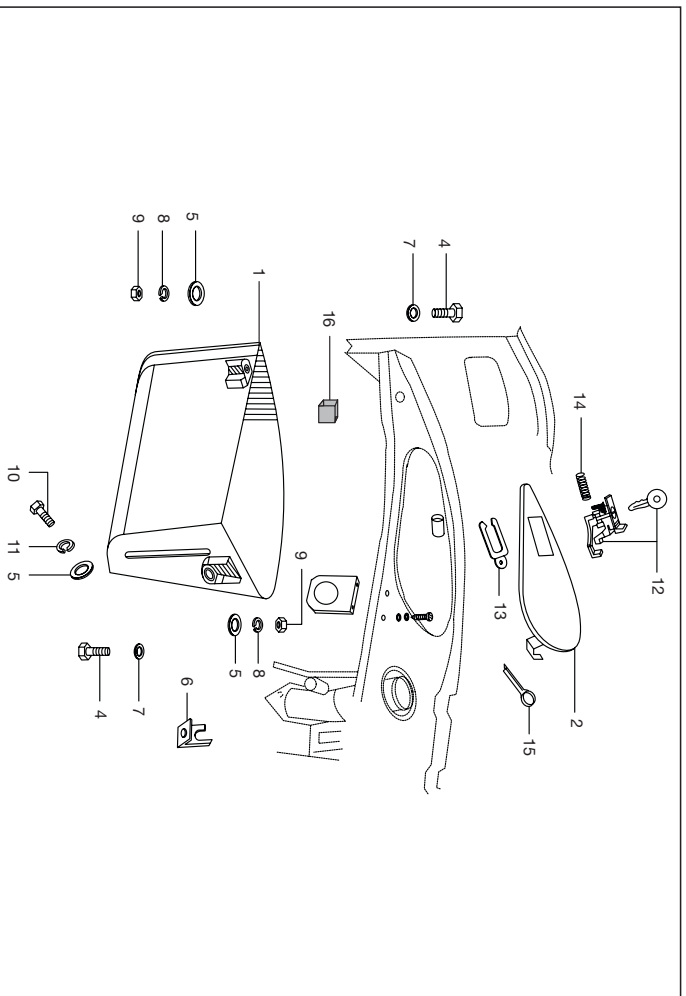
No.	Part No.	Description	QTY/VEH-205			QTY/VEH-205 D			Remarks
			PET	CNG	LPG	PET	CNG	LPG	
1	24 1411 49	Tank assy complete	1	--	--	1	--	--	
2	24 1612 97	Clip nut	3	--	--	3	--	--	
3	24 1411 38	Fuel pipe tank to cock (blue)	1	--	--	1	--	--	
4	24 1411 39	Fuel pipe tank to cock (gray)	1	--	--	1	--	--	
5	24 1411 40	Fuel tube cock to filter	1	--	--	1	--	--	
6	24 1411 50	Cap fuel tank	1	--	--	1	--	--	
7	AA 1410 59	Fuel tube filter to carbu.	1	--	--	1	--	--	
8	24 1216 52	Fuel filter	1	--	--	1	--	--	
8a	24 1411 09	Fuel filter	1	--	--	1	--	--	
9	33 1410 07	Clamp	3	--	--	3	--	--	
10	33 1410 08	Clamp	3	--	--	3	--	--	
11	24 1613 24	Bracket fuel cock mounting	1	--	--	1	--	--	
12	39 1566 04	Bolts for fuel tank mtg.	3	--	--	3	--	--	
13	24 1411 30	Fuel cock assly.	1	--	--	1	--	--	
14	BA 1220 03	Fuel pipe clip	4	--	--	4	--	--	
15	39 0798 15	Flange nut	2	--	--	2	--	--	



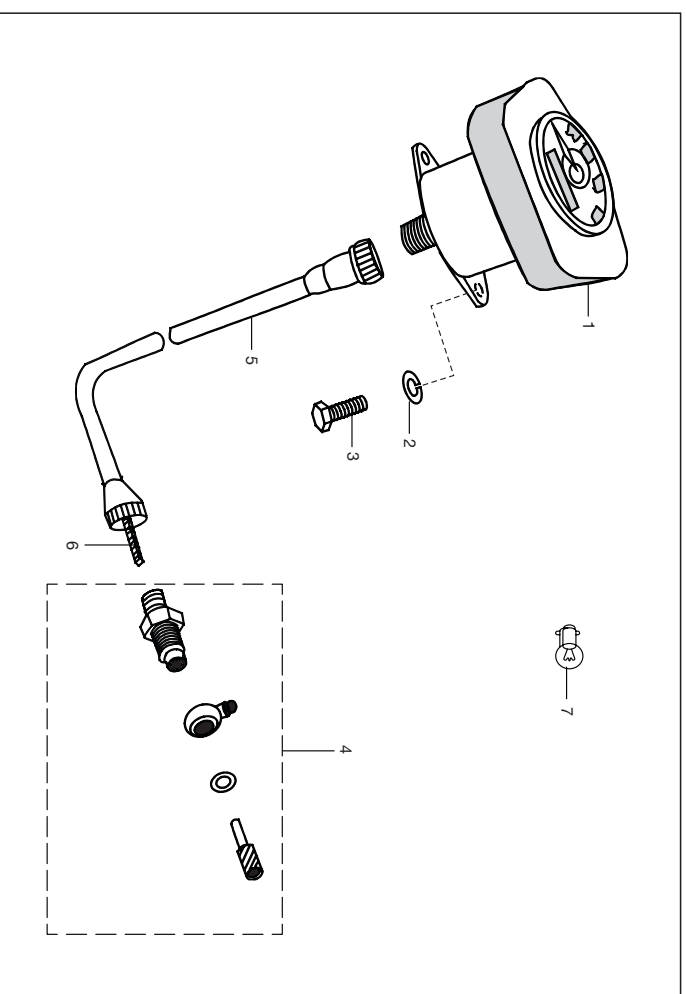
No.	Part No.	Description	QTY/VEH-205		QTY/VEH-205 D		Remarks
			PET	CNG LPG	PET	CNG LPG	
16	24 1411 32	Pulley tap side	1	--	1	--	
17	24 1411 33	Pulley Knob side	1	--	1	--	
18	24 1411 36	Bracket fuel knob mounting	1	--	1	--	
19	24 1411 37	Knob fuel tap operation	1	--	1	--	
20	24 1411 34	Insert for knob mounting	2	--	2	--	
21	24 1411 35	Spacer for knob mounting	2	--	2	--	
22	39 1907 01	Screw pan cross	1	--	1	--	
23	39 0921 01	Screw pan cross M4	1	--	1	--	
24	24 1911 36	Cable fuel cock operating - Greay	1	--	1	--	
25	24 1911 37	Cable fuel cock operating - Black	1	--	1	--	
26	24 1411 48	Fuel cock with caldes	1	--	1	--	
27	39 1673 04	Flange bolt	2	--	2	--	



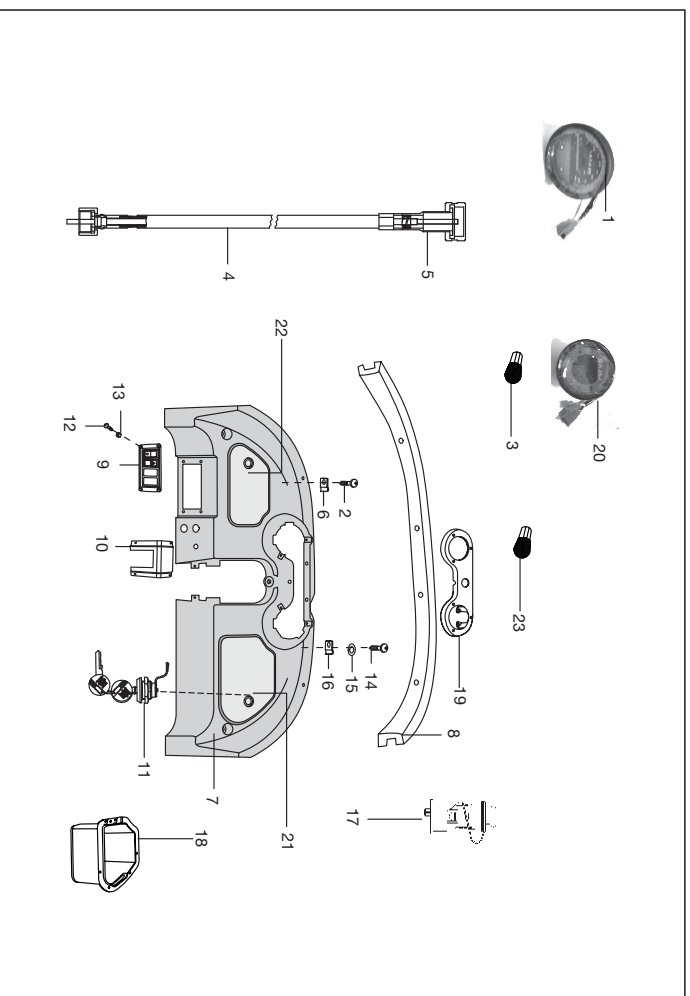
No.	Part No.	Description	QTY/VEH-205		QTY/VEH-205 D		Remarks
			PET	CNG LPG	PET	CNG LPG	
1	AF 1410 75	Tank fuel 3 lit	--	1	--	1	
2	24 1612 97	Clip nut	--	3	--	3	
3	AM 1410 04	Fuel tube tank to filter	--	1	--	1	
4	24 1411 25	Fuel filter to solenoid	--	1	--	1	
5	24 1216 52	Fuel filter	--	1	--	1	
6	RA 4026 01	Petrol solenoid	--	1	--	1	
6a	24 1216 56	Petrol solenoid	--	1	--	1	
7	AA 1410 57	Fuel pipe solenoid to carb.	--	1	--	1	
8	39 1556 04	Bolt hex head flanged	--	3	--	3	
9	33 1410 07	Clamp	--	3	--	3	
10	33 1410 08	Clamp	--	3	--	3	
11	CS 1410 06	Cap fuel tank	--	1	--	1	
12	CS 1410 05	Washer cap fuel tank	--	1	--	1	N.I



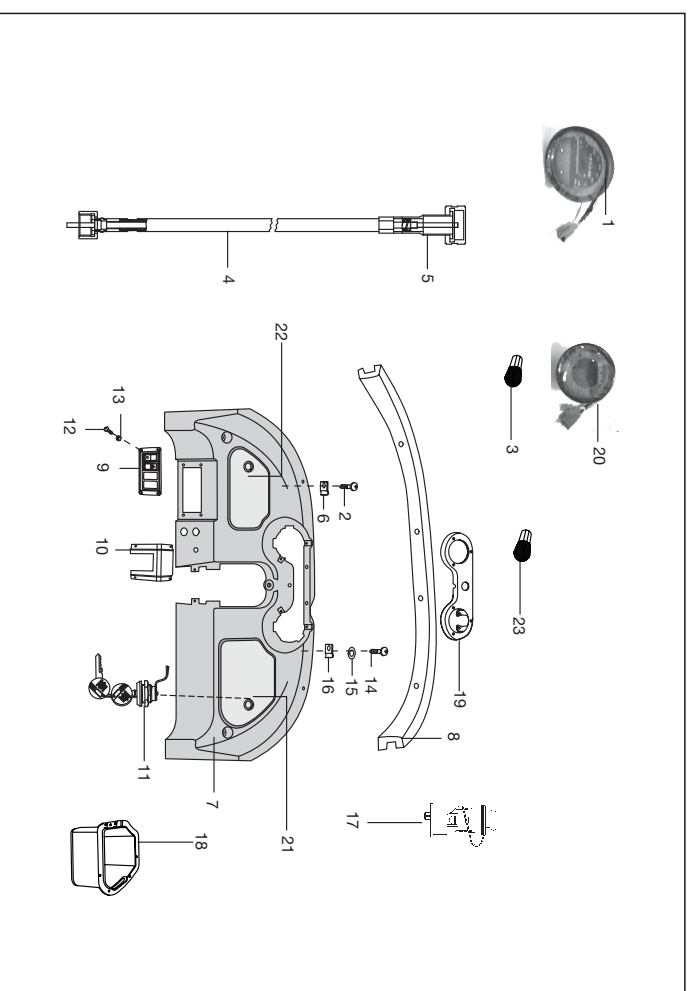
No.	Part No.	Description	QTY/VEH-205			QTY/VEH-205 D			Remarks
			PET	CNG	LPG	PET	CNG	LPG	
1	24 1615 05	toolbox with ign swt mtg provn	1	1	1	-	-	-	
2	22 1608 05	Tool box door assembly	1	1	1	-	-	-	
3	22 1611 93	Packing for tool box door	4	4	4	-	-	-	
4	01 1605 09	Hexagon bolt	2	2	2	-	-	-	
5	39 0211 11	Plain washer	3	3	3	-	-	-	
6	62 210 11	bracket relay/ flasher & fuse holder	1	1	1	-	-	-	
7	39 0197 11	Spring washer	2	2	2	-	-	-	
8	39 0262 12	Spring washer	2	2	2	-	-	-	
9	39 0291 15	Hexagon nut	2	2	2	-	-	-	
10	39 0062 04	Hexagon bolt	1	1	1	-	-	-	
11	39 0263 12	Spring washer	1	1	1	-	-	-	
12	22 1612 02	Tool box lock-plastic with key	1	1	1	-	-	-	
13	06 1607 12	Holding plate for lock	1	1	1	-	-	-	
14	06 1607 13	Spring for lock	1	1	1	-	-	-	
15	39 0156 08	Split pin	1	1	1	-	-	-	
16	24 2313 80	Foam strip	1	1	1	-	-	-	
17	Aa 2011 71	Assembly Light Indicator Lamp	1	1	1	-	-	-	



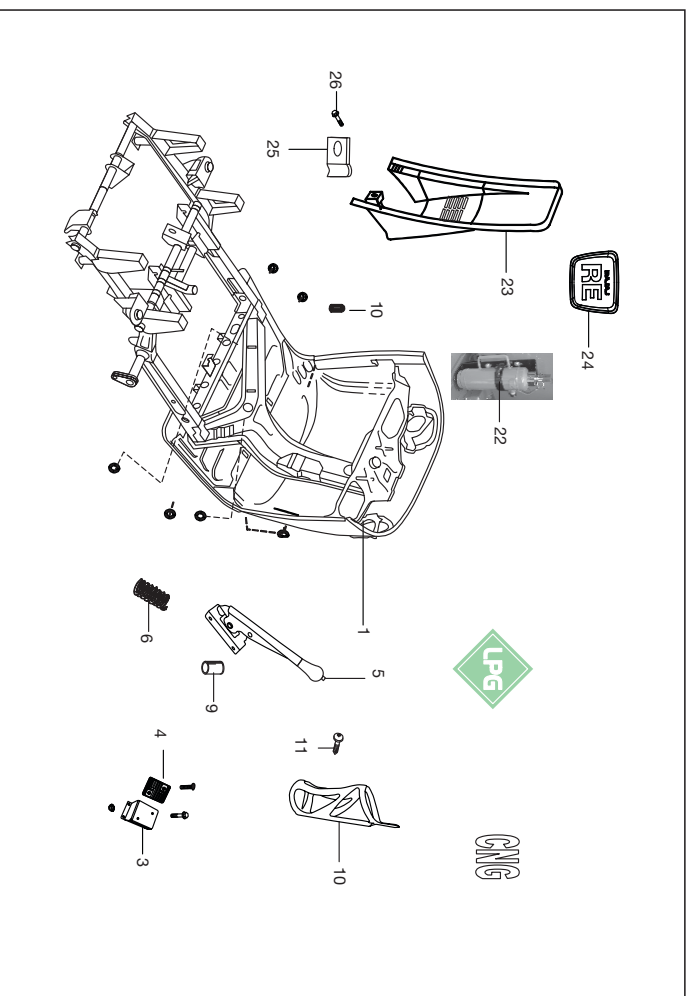
No.	Part No.	Description	QTY/VEH-205			QTY/VEH-205 D			Remarks
			PET	CNG	LPG	PET	CNG	LPG	
1	24 1911 08	Speedometer complete	1	1	1	-	-	-	
2	39 0262 12	Spring washer	2	2	2	-	-	-	
3	39 1350 01	Hexagon screw	2	2	2	-	-	-	
4	05 1903 01	Speedometer drive complete	1	1	1	-	-	-	
5	22 1910 96	Speedometer cable complete	1	1	1	-	-	-	
6	22 1910 97	Speedometer cable inner	1	1	1	-	-	-	
7	25 2010 09	Lamp 12V 2w	1	1	1	-	-	-	
8	05 1910 05	Support	1	1	1	-	-	-	
9	06 1910 61	lubricator assly	1	1	1	-	-	-	NI
10	05 1903 02	Gear assly nylon	1	1	1	-	-	-	NI



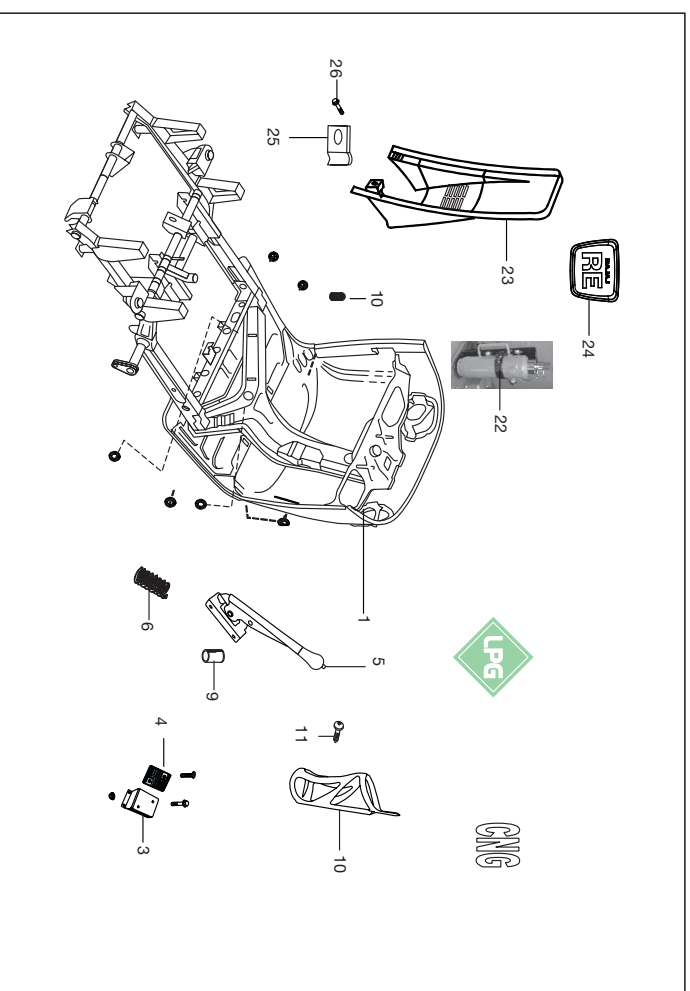
No.	Part No.	Description	QTY/VEH-205			QTY/VEH-205 D			Remarks
			PET	CNG	LPG	PET	CNG	LPG	
1	AL 1910 43	Speedometer complete	1	1	1	
2	59 0100 07	Screw	6	6	6	
3	CM 2010 54	Lamp 12V 3W	5	5	5	
4	AA 1910 71	Speedo cable	1	1	1	
5	AA 1910 80	Speedo cable inner	1	1	1	
6	CE 1810 15	Clip Nut	15	15	15	
7	24 1613 67	Dashboard assly plastic	1	1	1	
8	AL 1613 85	Upper trim	1	1	1	
9	24 1613 73	Cover for switch	1	1	1	1
10	24 1613 71	Cover middle portion	1	1	1	
11	AL 1611 72	Lock Stereo lid	2	2	2	NS
12	39 0663 01	Slotted ch head screw	4	4	4	
13	39 0291 15	Hexagon nut	4	4	4	
14	39 0012 01	Cheese head screw	16	16	16	
15	39 0242 11	Plain washer	26	26	26	



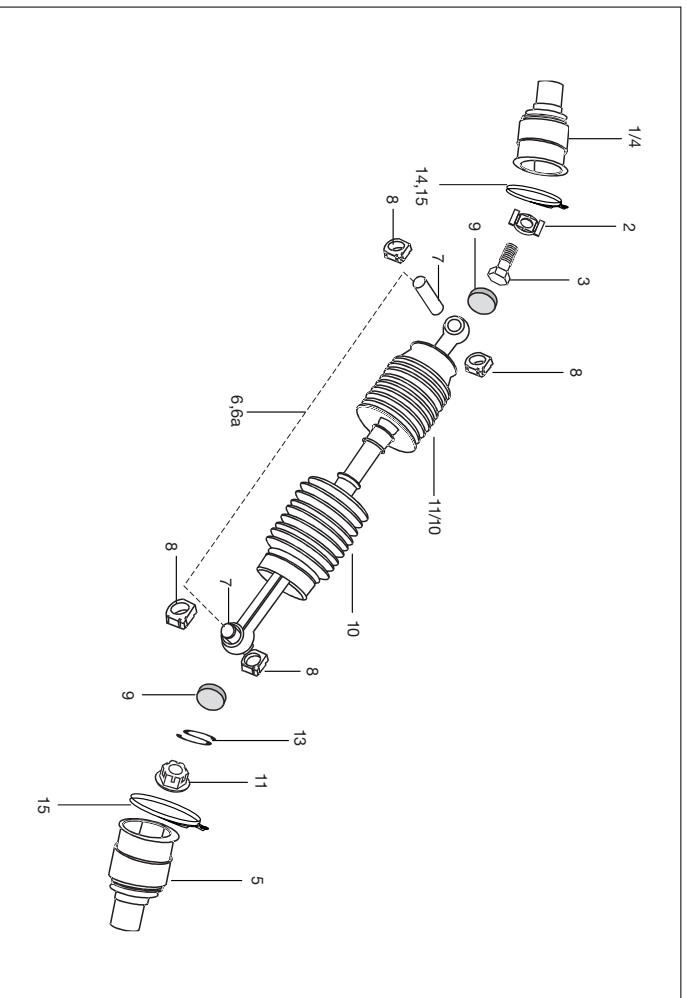
No.	Part No.	Description	QTY/VEH-205			QTY/VEH-205 D			Remarks
			PET	CNG	LPG	PET	CNG	LPG	
16	35 1610 60	Clip nut	8	8	8	
17	AL 2011 06	Mobile charger	1	1	1	
17	AL 2011 06	Mobile charger	1	1	1	
17	AL 2011 00	Mobile charger	1	1	1	
18	24 1613 68	Tool Box Right Side	1	1	1	
19	AL 1614 98	Cover Speedo Meter	1	1	1	
20	AA 2011 94	Indicator assembly	1	1	1	
20	AF 2011 44	Indicator Assembly	1	1	1	
20a	AM 2010 63	Indicator Assembly	1	1	1	
21	AL 1615 03	Tool box lid RH	1	1	1	
22	AL 1615 02	Tool box lid LH	1	1	1	
23	30 2010 29	Lamp 12V 3W	2	2	2	



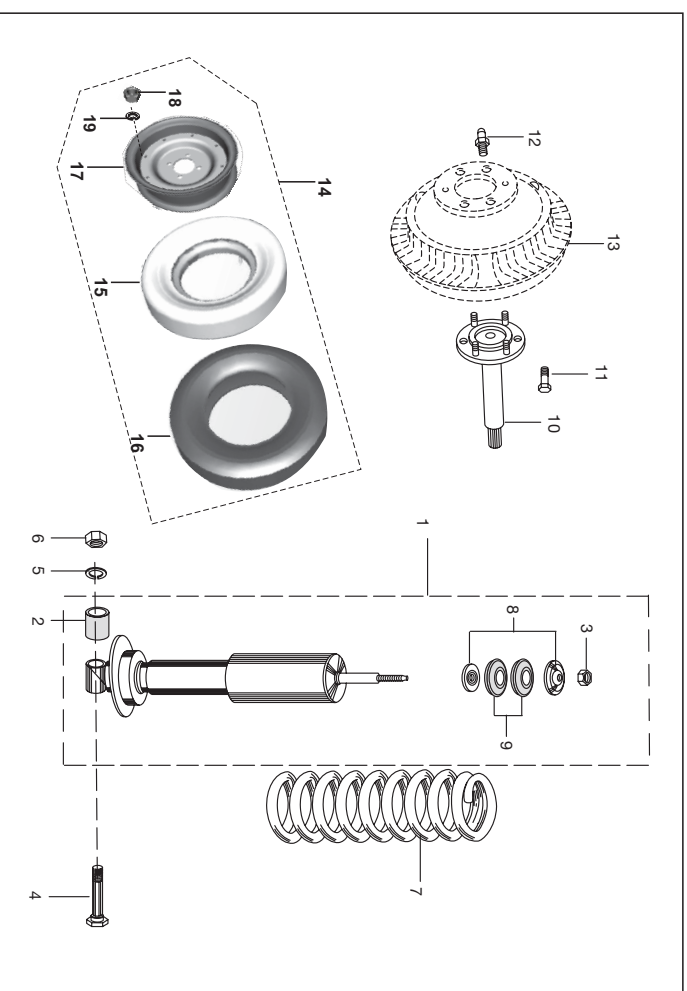
No.	Part No.	Description	QTY/VEH-205			QTY/VEH-205 D			Remarks
			PET	CNG	LPG	PET	CNG	LPG	
1	AA 1611 77	Bare chassis complete	1	--	--	--	--	AA-52AA0318	
1a	AA 1611 85	Bare chassis complete	--	--	--	1	--	AA-52AA0323	
1b	AM 1610 44	Bare chassis complete	--	1	1	--	--	AA-52AM0017	
1c	AF 1611 03	Bare chassis complete	--	--	--	1	1	AA-52AF0083	
2	AA 1810 28	Lock set	1	1	1	--	--	(N.I.)	
2a	24 1810 50	Lock set d petrol	--	--	--	1	--	(N.I.)	
3	24 1613 90	Heel rest (Brake)	1	1	1	1	1	(N.I.)	
4	AL 1611 79	Pad heel rest	1	1	1	--	1		
4	AL 1511 68	Pad heel rest	--	--	--	1	--		
5	AZ 1610 00	Reserve lever	1	1	1	1	1		
6	24 1911 44	Reserve spring	1	1	1	1	1		
6	Az 1610 01	Reserve spring	1	1	1	1	1		
7	AL 1511 04	Lever - control :- hand brake	1	1	1	1	1		
8	AL 1511 05	Spring hand brake	1	1	1	1	1		
9	AP 1610 35	Bush	1	1	1	1	1		
10	24 1614 46	Water bottle holder	1	1	1	1	1		
11	39 1076 01	Screw	2	2	2	2	2		
12	AN 1910 17	Grip Hand Reverse	1	1	1	1	1	N. I.	



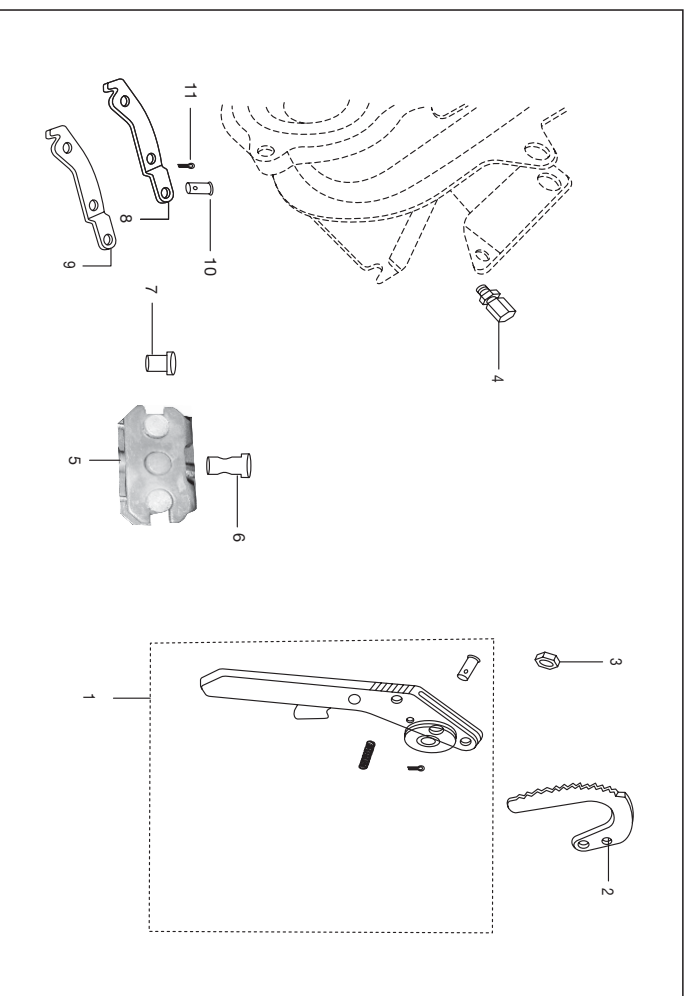
No.	Part No.	Description	QTY/VEH-205			QTY/VEH-205 D			Remarks
			PET	CNG	LPG	PET	CNG	LPG	
22	AS 2200 01	Bracket for fire extinguisher	--	1	1	--	1	1	
23	24 1614 83	Cover assly. steering	1	1	1	1	1	1	
24	24 1614 84	Emblem Bataj	1	1	1	1	1	1	
25	CB 1611 05	Clip nut	4	4	4	4	4	4	
26	39 1771 02	Screw M5x16	4	4	4	4	4	4	
27	24 2313 36	Packing For Body	8	8	8	8	8	8	



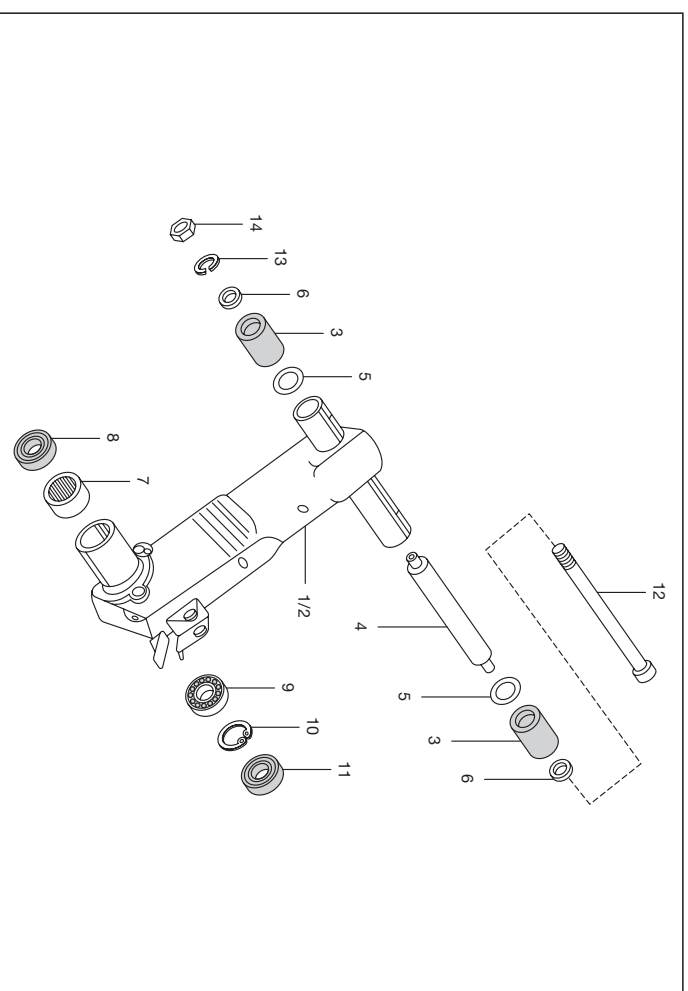
No.	Part No.	Description	QTY/VEH-205			QTY/VEH-205 D			Remarks
			PET	CNG	LPG	PET	CNG	LPG	
1	AA 1017 21	Flange assy(Satellite gear)	1	1	1	1	1	1	fr:Jun2012 (with pin bellows) (with pin bellows)
2	24 1710 14	Lock washer assembly FLANGE	2	2	2	2	2		
3	39 0119 04	Bolt	2	2	2	2	2		
4	AA 1017 22	Flange assy (diff. gear side)	1	1	1	1	1		
5	AY 1412 02	Flange (wheel side)	2	2	2	2	2		
6	AA 1310 78	Propeller shaft assembly Comp LH	1	1	1	1	1		
6a	AA 1310 79	Propeller shaft assembly Comp RH	1	1	1	1	1		
7	24 1704 25	Pin for propeller shaft	4	4	4	4	4		
8	AL 1710 65	Slider block	8	8	8	8	8		
9	BG 1412 52	Rubber buffer A	2	2	2	2	2		
9	BG 1412 53	Rubber buffer B	2	2	2	2	2		
10	24 1310 74	Rubber bellow (wheel Side & LH eng side)	3	3	3	3	3		
11	BG 1412 54	Rubber bellow(RH diff. side)	1	1	1	1	1		
12	39 1182 15	Nut	2	2	2	2	2		
13	24 1710 66	Spring clip	2	2	2	2	2		
14	BB 1310 24	Clamp-2-diff. side RH shaft	1	1	1	1	1		
15	BB 1310 40	Hose clamp-wheel side & LH diff side	3	3	3	3	3		
16	24 1310 98	NIPPLE -GREASE	2	2	2	2	2		



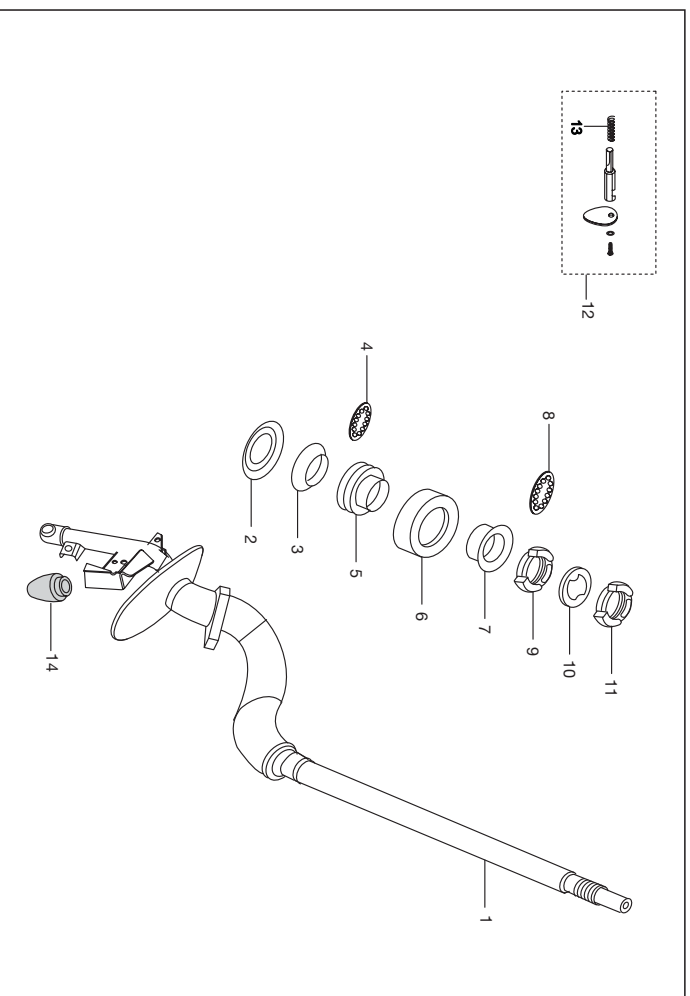
No.	Part No.	Description	QTY/VEH-205			QTY/VEH-205 D			Remarks
			PET	CNG	LPG	PET	CNG	LPG	
1	24 1710 94	Rear shock absorber	2	2	2	2	2		
2	24 1710 49	Mounting rubber with sleeve	2	2	2	2	2		
3	39 0467 15	Hexagon nut	2	2	2	2	2		
4	24 1705 07	Bolt for shock absorber	2	2	2	2	2		
5	39 1827 12	Spring washer	2	2	2	2	2		
6	39 0467 15	Nut	2	2	2	2	2		
7	24 1705 08	Rear suspension spring	2	2	2	2	2		
8	24 1705 05	Cup washer top side	4	4	4	4	4		
9	24 1710 55	Rubber bush	4	4	4	4	4		
10	24 1711 18	Rear axle assy.	2	2	2	2	2		
11	22 1704 34	Bolt for rear axle	4	4	4	4	4		
12	24 1710 75	Grease nipple	2	2	2	2	2		
13	22 1511 06	Brake drum rear	2	2	2	2	2		
14	22 1510 68	Tyre with tube	1	1	1	1	1		
15	21 1503 06	Tube for tyre	1	1	1	1	1		
16	21 1503 07	Tyre	1	1	1	1	1		
17	24 1511 10	Assly wheel rim	1	1	1	1	1		
18	39 0956 15	Nut hex	8	8	8	8	8		
19	39 1828 12	Washer spring	8	8	8	8	8		



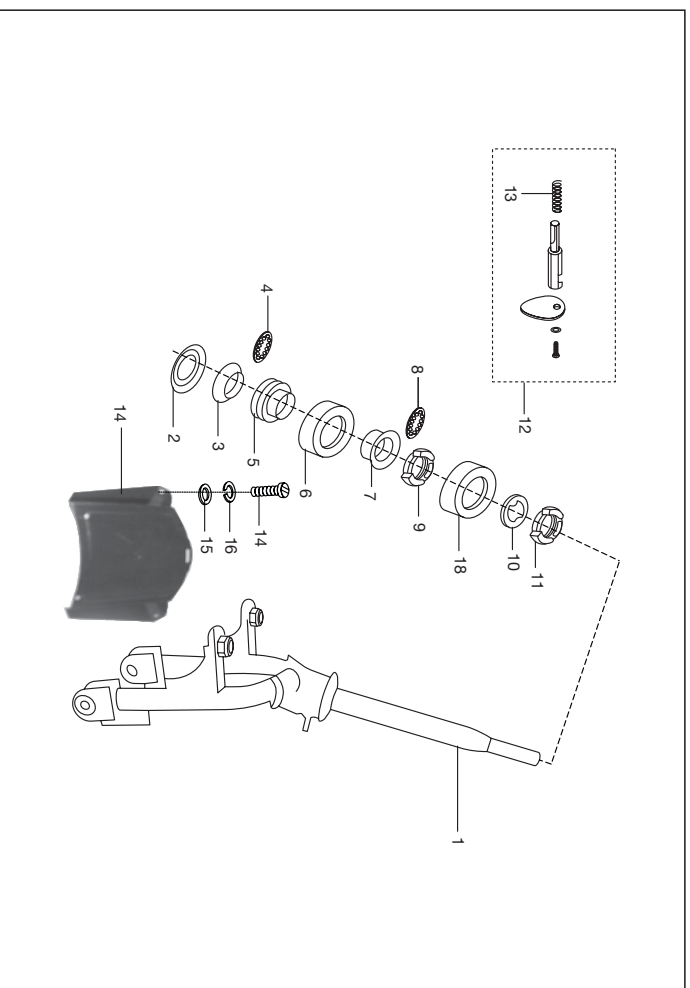
No.	Part No.	Description	QTY/VEH-205		QTY/VEH-205 D		Remarks	
			PET	CNG	LPG	PET		CNG
1	24 1510 61	lever assy - hand brake control	1	1	1	1	1	
2	22 1505 07	Ratchet	1	1	1	1	1	
3	39 0694 15	Nut	1	1	1	1	1	
4	05 1510 12	Adjuster with nut	2	2	2	2	2	
5	24 1510 67	Bracket rear cable guide	1	1	1	1	1	
6	24 1510 68	Pin rear cable guide	1	1	1	1	1	
7	24 1510 69	Spacer	1	1	1	1	1	
8	24 1511 45	Lever LH-parking brake	1	1	1	1	1	
9	24 1511 54	Lever RH-parking brake	1	1	1	1	1	
10	24 1511 46	Pivot Pin	1	1	1	1	1	
11	24 1511 47	Split pin	1	1	1	1	1	
12	24 1512 38	Special nut for cable guide	1	1	1	1	1	NI



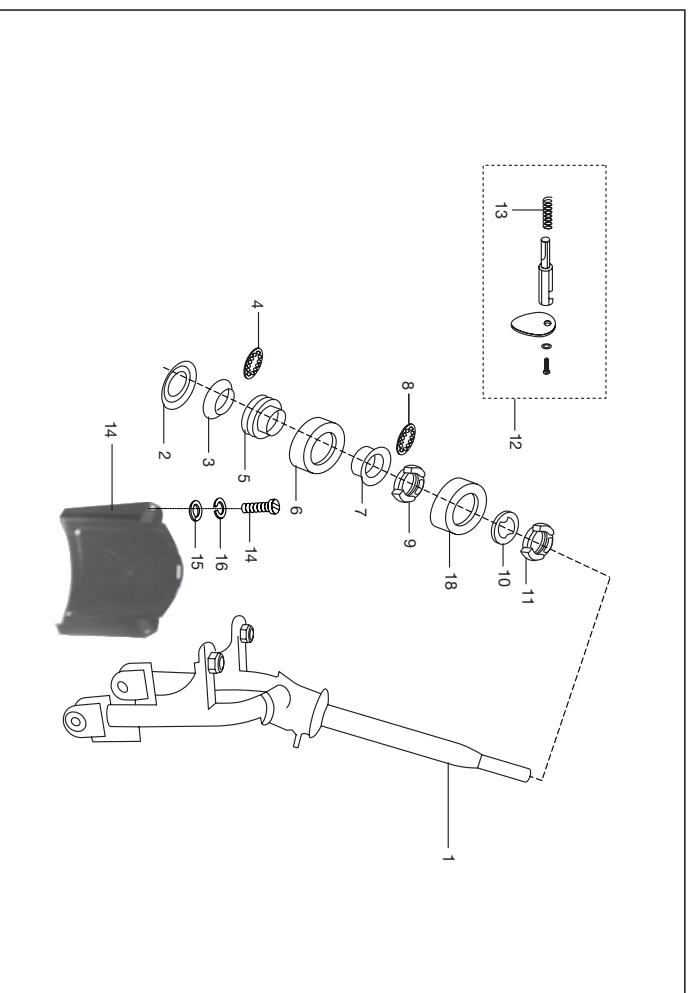
No.	Part No.	Description	QTY/VEH-205		QTY/VEH-205 D		Remarks	
			PET	CNG	LPG	PET		CNG
1	24 1711 20	Trailing arm assembly LH	1	1	1	1	1	distance piece
2	24 1711 21	Trailing arm assembly RH	1	1	1	1	1	
3	AA 1710 06	Silent bush	4	4	4	4	4	
4	AA 1710 22	Distance piece assy	2	2	2	2	2	
5	AA 1710 24	Spacer ring-D-piece/trailing arm tube	4	4	4	4	4	
6	59 2000 12	Needle bearing	1	1	1	1	1	
7	22 1710 07	Oil seal	2	2	2	2	2	
8	01 1003 42	Bearing	2	2	2	2	2	
9	39 0342 17	Circlip	2	2	2	2	2	
10	24 1710 24	Oil seal	2	2	2	2	2	
11	AA 1710 11	Pivot pin assembly	2	2	2	2	2	
12	39 0269 12	Spring washer	2	2	2	2	2	
13	39 0303 15	Nut	2	2	2	2	2	
14	KC HA14 17	Nut	2	2	2	2	2	



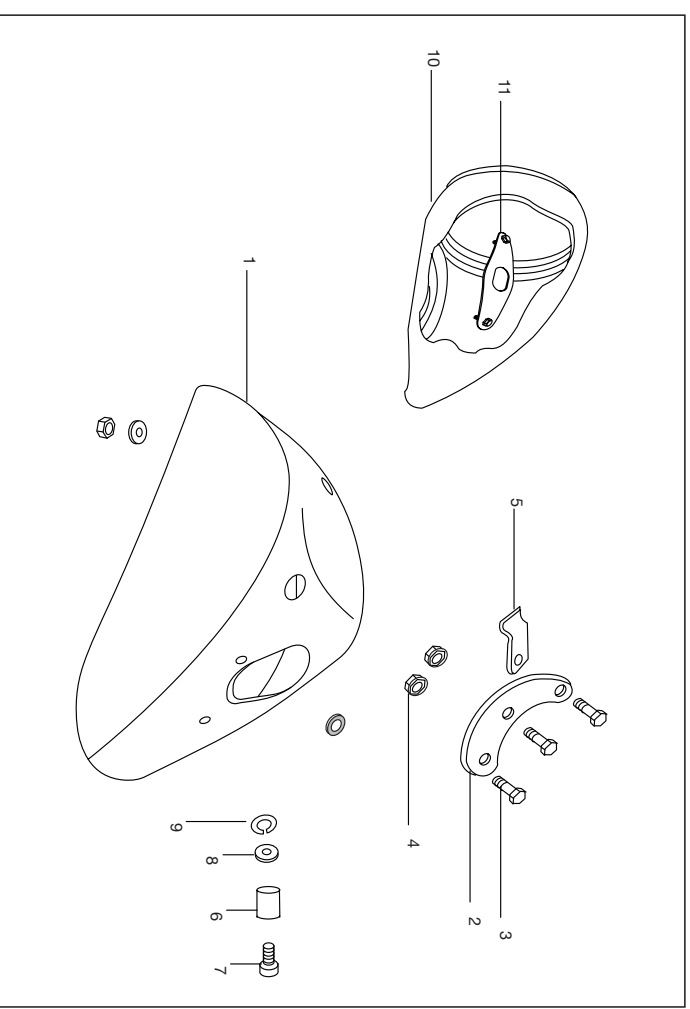
No.	Part No.	Description	QTY/VEH-205			QTY/VEH-205 D			Remarks
			PET	CNG	LPG	PET	CNG	LPG	
1	24 1810 43	Steering column assembly	1	1	1	-	-	-	
2	24 1810 34	Dust cover bottom	1	1	1	-	-	-	
3	AB 1810 11	Bearing race -low inner	1	1	1	-	-	-	
4	AB 1810 12	Steel ball with cage lower	1	1	1	-	-	-	
5	AB 1810 33	Bearing race lower outer	1	1	1	-	-	-	
6	24 1614 43	Dust cover top bearing	1	1	1	-	-	-	
6	AB 1810 34	Cover dust top	-	1	1	-	-	-	
7	AB 1810 19	Bearing race upper outer	1	1	1	-	-	-	
8	AB 1810 17	Steel ball with cage upper	1	1	1	-	-	-	
9	AB 1810 16	Bearing race-upper inner	1	1	1	-	-	-	
10	AB 1810 20	Spacer washer bearing	1	1	1	-	-	-	
11	AB 1810 21	Lock ring upper race	1	1	1	-	-	-	
12	24 1810 32	Steering look with key	1	1	1	-	-	-	
13	06 1803 03	Spring	1	1	1	-	-	-	
14	24 2301 85	flap mud	1	1	1	-	-	-	
15	24 1611 76	strip for front mudguard flap	1	1	1	-	-	-	



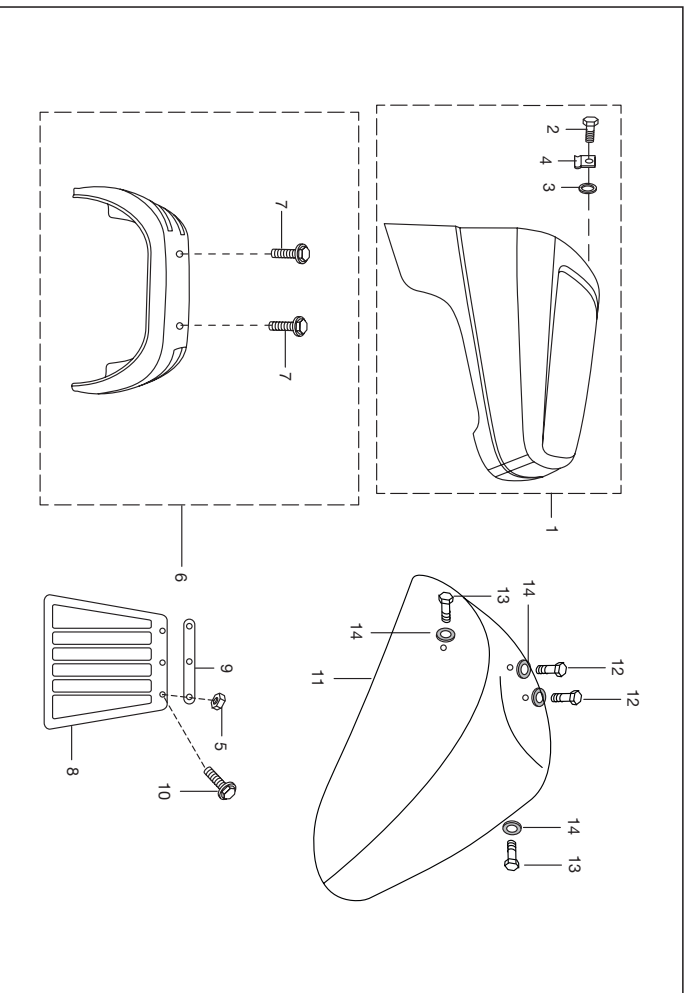
No.	Part No.	Description	QTY/VEH-205			QTY/VEH-205 D			Remarks
			PET	CNG	LPG	PET	CNG	LPG	
1b	AP 1810 17	Fork assembly	-	-	-	1	1	1	
2	AA 1810 23	Dust cover bottom	-	-	-	1	1	1	
2	BH 1510 07	Dust cover bottom	-	-	-	1	1	1	
3	AA 1810 22	Bearing race lower inner	-	-	-	1	1	1	
3	AB 1810 11	Bearing race lower inner	-	-	-	1	1	1	
4	AB 1810 12	Balls with cage	-	-	-	1	1	1	
5	AB 1810 33	Bearing race lower outer	-	-	-	1	1	1	
6	24 1614 43	Dust cover top	-	-	-	1	1	1	
7	24 1810 46	Bearing race upper inner	-	-	-	1	1	1	
8	AB 1810 17	Steel ball with cage upper	-	-	-	1	1	1	
9	AB 1810 19	Bearing race upper outer	-	-	-	1	1	1	
10	AB 1810 20	Spacer washer bearing	-	-	-	1	1	1	
11	24 1810 47	Lock ring upper race	-	-	-	2	2	2	
12	24 1810 32	Steering look with key	-	-	-	1	1	1	
13	06 1803 03	Spring	-	-	-	1	1	1	
14	39 0071 04	Screw hexagon	-	-	-	2	2	2	



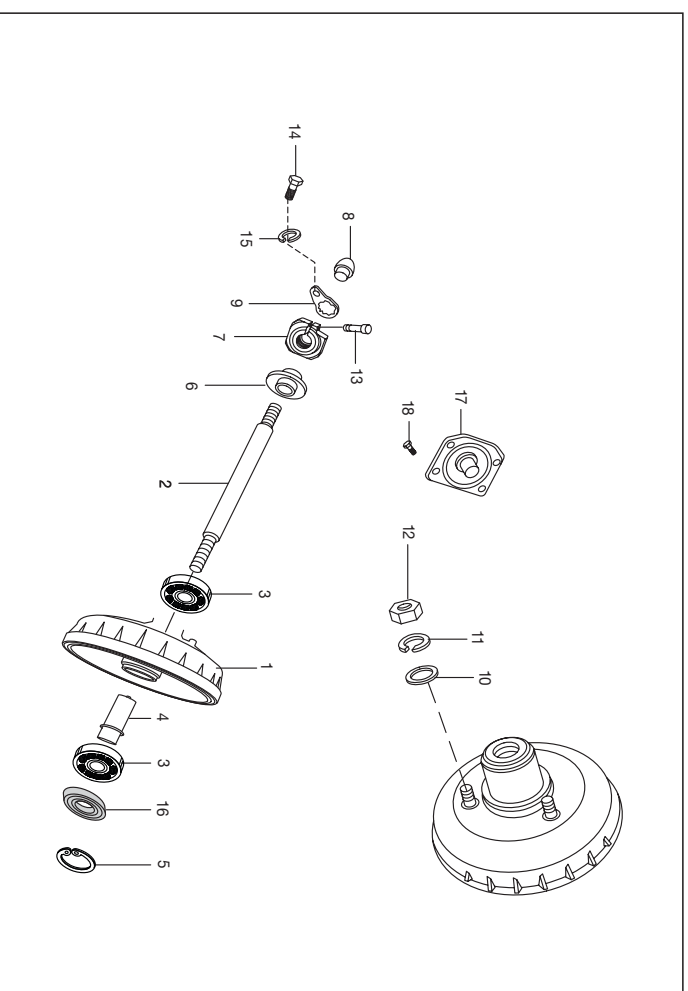
No.	Part No.	Description	QTY/VEH-205		QTY/VEH-205 D		Remarks	
			PET	CNG	LPG	PET		CNG
15	39 1765 11	washer plain	-	-	-	2	2	
16	39 1830 12	washer spring	-	-	-	2	2	NI
17	BH 1510 09	Spacer fork front	-	-	-	1	1	NI
18	AL 1511 87	Clamp brake hose	-	-	-	1	1	



No.	Part No.	Description	QTY/VEH-205		QTY/VEH-205 D		Remarks
			PET	CNG	LPG	PET	
1	AB 1611 88	Front mudguard	1	1	1	-	-
2	AB 1611 82	Check plate front mudguard	1	1	1	-	-
3	39 1856 04	Bolt hexagon head	3	3	3	-	-
4	39 0292 15	Flange nut	3	3	3	-	-
5	AB 1611 59	Clip	1	1	1	-	-
6	AB 1611 86	Spacer	2	2	2	-	-
7	39 0080 04	Hexagon bolt	1	1	1	-	-
8	39 1211 11	Plain washer	2	2	2	-	-
9	39 0263 12	Spring washer	2	2	2	-	-
10	AB 2010 65	Housing head light	1	1	1	-	-
11	AB 1611 83	Check plate assy. H.L.hsg.	1	1	1	-	-



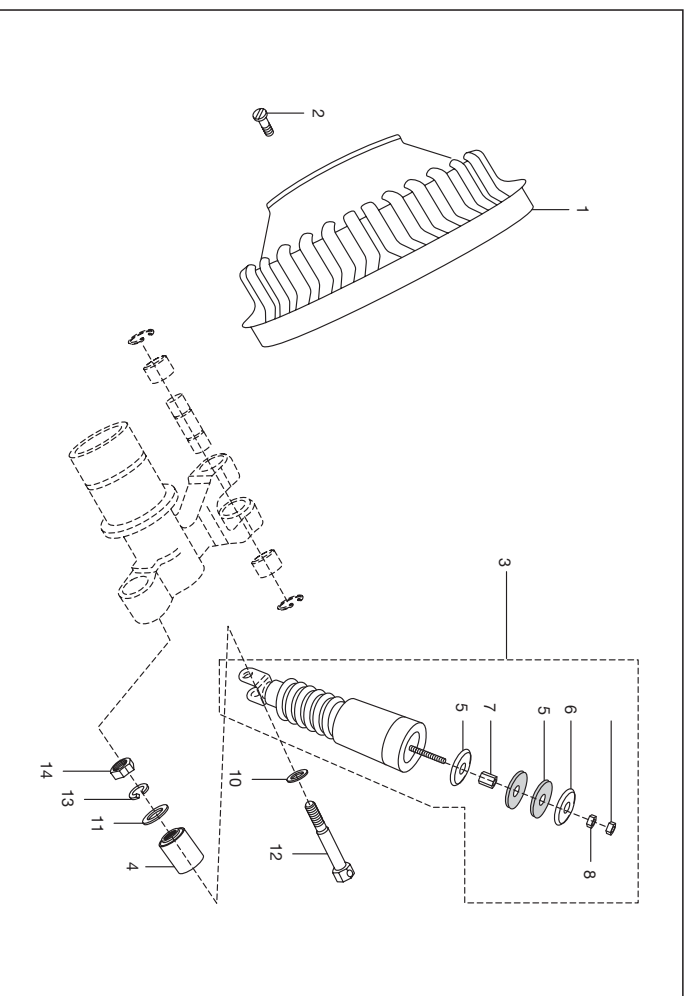
No.	Part No.	Description	QTY/VEH-205			QTY/VEH-205 D			Remarks
			PET	CNG	LPG	PET	CNG	LPG	
1	AP 1610 38	Front mudguard	--	--	--	1	1	1	
2	39 0505 04	Hexagon head bolt	--	--	--	16	16	16	
3	39 0219 11	Plain washer	--	--	--	8	8	8	
4	05 1612 56	Clip nut-M6	--	--	--	8	8	8	
5	39 2484 15	Nut flange	--	--	--	6	6	6	
6	BG 2312 01	Rear mudguard	--	--	--	2	2	2	
7	39 1680 04	Flanged bolt	--	--	--	8	8	8	
8	AL 1612 26	Mudguard flap	--	--	--	2	2	2	
9	AL 1612 29	Strip	--	--	--	2	2	2	
10	39 0071 04	Screw	--	--	--	6	6	6	
11	AP 2201 00	Mudguard sheet metal	--	--	--	1	1	1	
12	39 1955 04	Bolt - flanged - small	--	--	--	2	2	2	
13	39 1944 04	Bolt - flanged	--	--	--	2	2	2	
14	39 1211 11	Washer - plain	--	--	--	4	4	4	



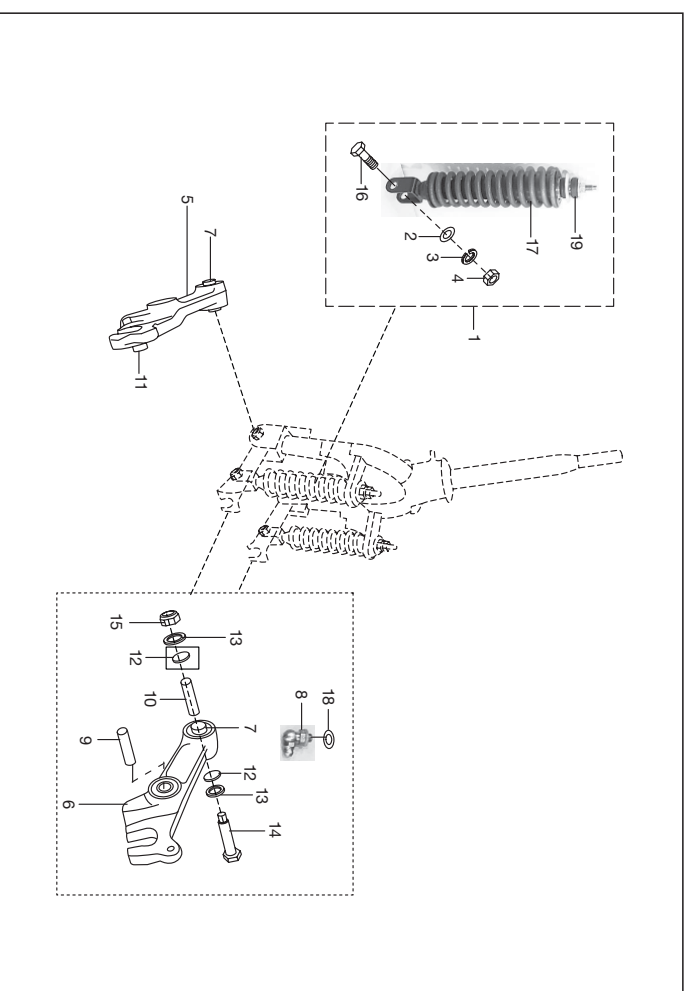
No.	Part No.	Description	QTY/VEH-205			QTY/VEH-205 D			Remarks
			PET	CNG	LPG	PET	CNG	LPG	
1	AP 1510 19	Fr. brake drum	--	--	--	1	1	1	
2	AP 1510 02	Front wheel axle	--	--	--	1	1	1	
3	39 2240 20	Ball bearing	--	--	--	2	2	2	
4	AP 1510 25	Distance piece assly	--	--	--	1	1	1	
5	39 2464 17	Circclip	--	--	--	1	1	1	
6	BH 1316 00	Spacer assly.	--	--	--	1	1	1	
7	AL 1510 89	Special nut-M16	--	--	--	2	2	2	
8	AL 1510 11	Collar nut	--	--	--	2	2	2	
9	AL 1510 12	Locking clip	--	--	--	2	2	2	
10	39 11 80 11	Plain washer	--	--	--	4	4	4	
11	39 1829 12	Spring washer	--	--	--	4	4	4	
12	39 0312 15	Hex nut.	--	--	--	4	4	4	
13	39 2038 04	Hex socket head bolt	--	--	--	2	2	2	
14	39 1079 01	Hex head screw	--	--	--	2	2	2	
15	39 0263 12	Spring washer	--	--	--	2	2	2	
16	39 1737 19	Oil seal	--	--	--	2	2	2	
17	AP 1510 31	Flange back plate	--	--	--	1	1	1	
18	39 2534 04	Bolt flange M8	--	--	--	4	4	4	
19	AL 1510 07	Collar	--	--	--	1	1	1	
20	BH 1316 01	Spacer	--	--	--	1	1	1	

Fr:25.01.2012


For locking clip
For locking clip



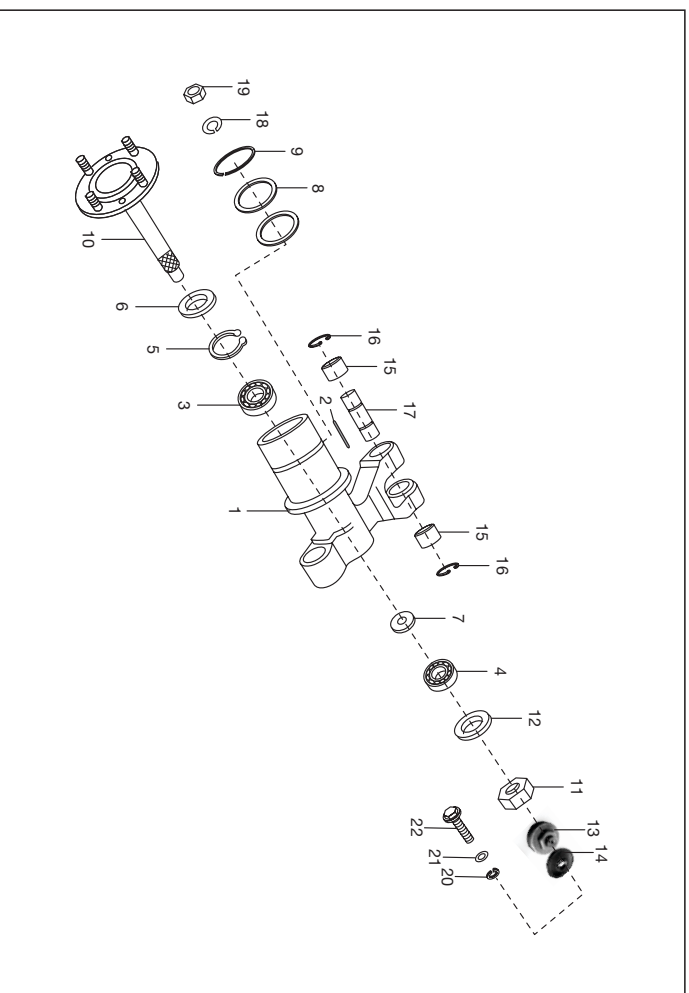
No.	Part No.	Description	QTY/VEH-205		QTY/VEH-205 D		Remarks	
			PET	CNG	LPG	PET		CNG
1	22 1511 06	Brake drum	1	1	1	--	--	
2	39 0001 01	Slot csk hd screw	2	2	2	--	--	
3	AB 1710 44	Front shock absorber	1	1	1	--	--	
4	AB 1710 16	Bush	1	1	1	--	--	
5	AB 1710 13	Top rubber bush	2	2	2	--	--	
6	AB 1710 14	Locating cup rubber bush	2	2	2	--	--	
7	AB 1710 15	Spacer nut spring cup	1	1	1	--	--	
8	39 0295 15	Hexagon nut	1	1	1	--	--	
9	AB 1710 17	Spring front	1	1	1	--	--	
10	39 0543 11	Plain washer	1	1	1	--	--	
11	39 1054 11	Shoulder bolt	1	1	1	--	--	
12	AB 1710 31	Washer spring	1	1	1	--	--	
13	39 0789 12	Hexagon nut	1	1	1	--	--	
14	39 0296 15	Hexagon nut	1	1	1	--	--	



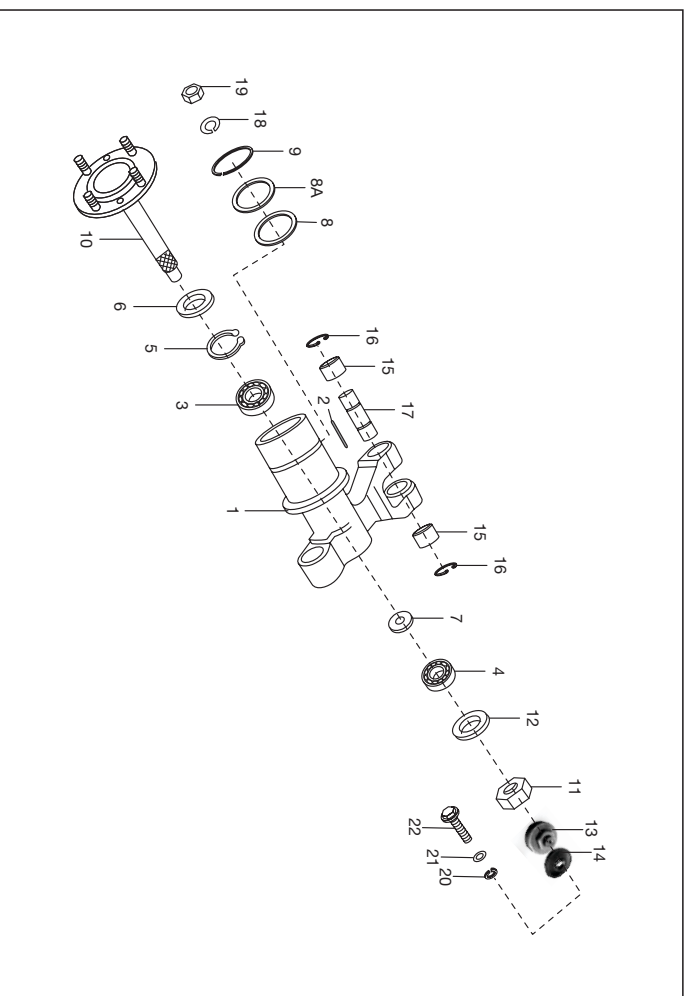
No.	Part No.	Description	QTY/VEH-205		QTY/VEH-205 D		Remarks	
			PET	CNG	LPG	PET		CNG
1	AL 1710 47	Front shock absorber	--	--	--	2	2	
2	39 1054 11	Plain washer	--	--	--	2	2	
3	39 0789 12	Spring washer	--	--	--	2	2	
4	39 0296 15	Hexagon nut	--	--	--	2	2	
5	AL 1710 93	Link-RH assembly	--	--	--	1	1	
6	AL 1710 91	Link-LH assembly	--	--	--	1	1	
7	AL 1710 95	Bearing sleeve	--	--	--	2	2	
8	35 1710 33	Grease nipple	--	--	--	2	2	
9	AB 1710 16	Bush link pivot	--	--	--	2	2	igus bush
10	AL 1710 81	Locking pin	--	--	--	2	2	igus bush
11	AL 1710 58	"O" ring	--	--	--	4	4	igus bush
12	39 1564 21	Cap link pivot	--	--	--	4	4	igus bush
13	AL 1711 04	Bolt for link pivot	--	--	--	2	2	Link LH & RH
14	AL 1710 51	Hex nyloc nut	--	--	--	2	2	Link LH & RH
15	39 0939 15	Shoulder bolt	--	--	--	2	2	shock absorber
16	39 2516 04	Spring Fr. Suspension	--	--	--	2	2	
17	AP 1710 01		--	--	--	2	2	



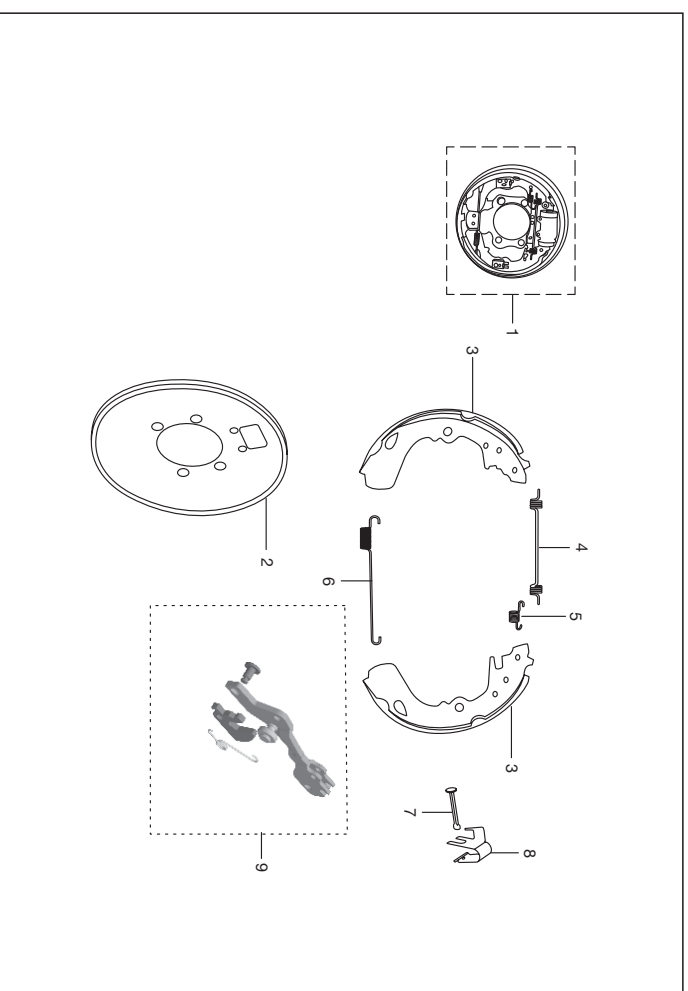
No.	Part No.	Description	QTY/VEH-205		QTY/VEH-205 D		Remarks
			PET	CNG	LPG	PET	



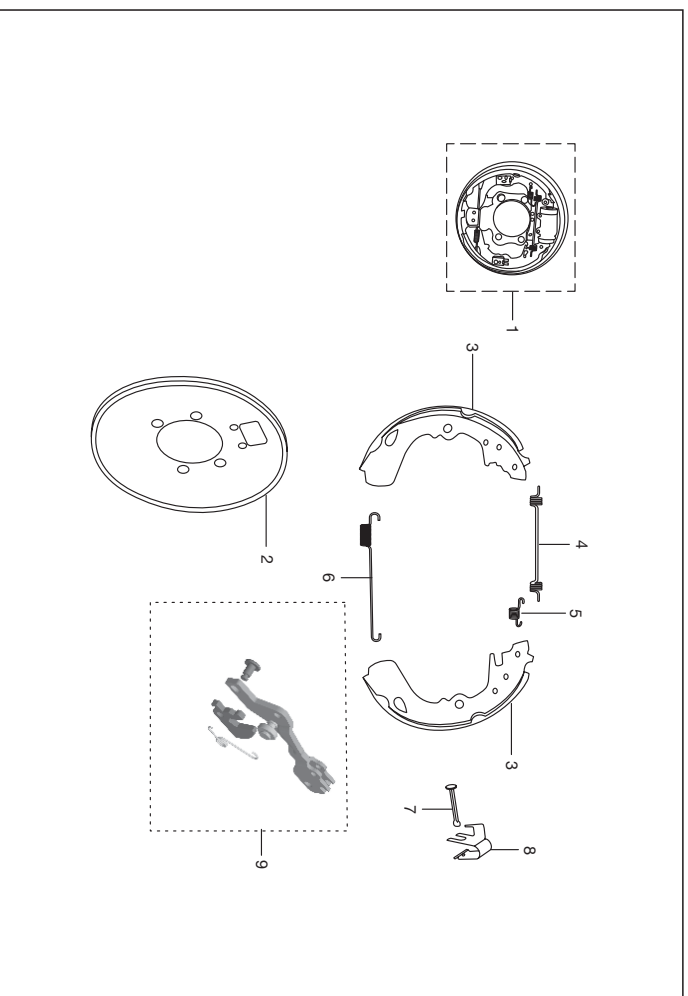
No.	Part No.	Description	QTY/VEH-205		QTY/VEH-205 D		Remarks
			PET	CNG	LPG	PET	
1	24 1711 36	Front wheel hub assly	1	1	1
2	03 1701 09	Pin	1	1	1
3	39 2550 20	Ball bearing	1	1	1
4	39 2362 20	Bearing	1	1	1
5	39 0342 17	Internal circlip	1	1	1
6	22 1701 15	Oil seal	1	1	1
7	22 1701 17	Spacer	1	1	1
8	AB 1810 37	Washer	1	1	1
9	39 0342 17	Circlip - internal	1	1	1
10	AB 1710 34	FR wheel axle assly	1	1	1
11	KB CA04 10	Screw	2	2	2
12	22 1701 18	Spacer	1	1	1
13	AB 1710 22	Grease cup nut	1	1	1
14	AB 1710 23	Cap-FR wheel hub	1	1	1
15	AB 1710 20	Needle bush	2	2	2



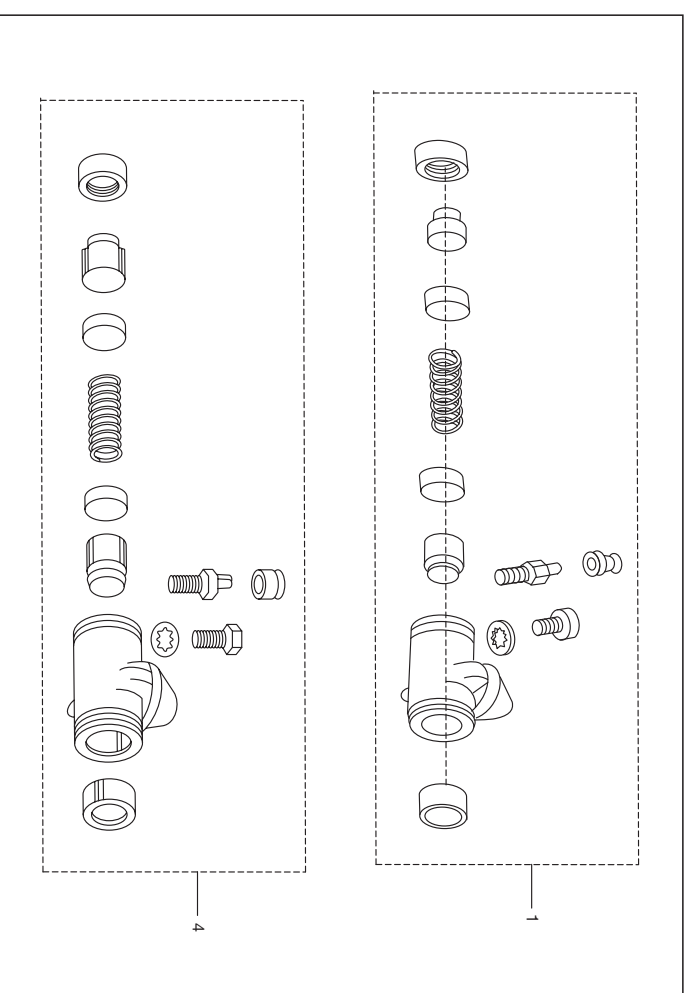
No.	Part No.	Description	QTY/VEH-205		QTY/VEH-205 D		Remarks
			PET	CNG	LPg	PET	
16	39 2357 17	Internal circlip	2	2	2	--	
17	24 1711 29	Pivot pin fr wh hub	1	1	1	--	
18	39 0789 12	Washer - spring	4	4	4	--	
19	39 0694 15	Hex nut	4	4	4	--	NS
20	39 0261 12	Spring washer	1	1	--	--	
21	39 0543 11	Washer - plain	1	1	1	--	
22	39 0001 01	Screw - slotted C-sunk head :- M4	1	1	1	--	



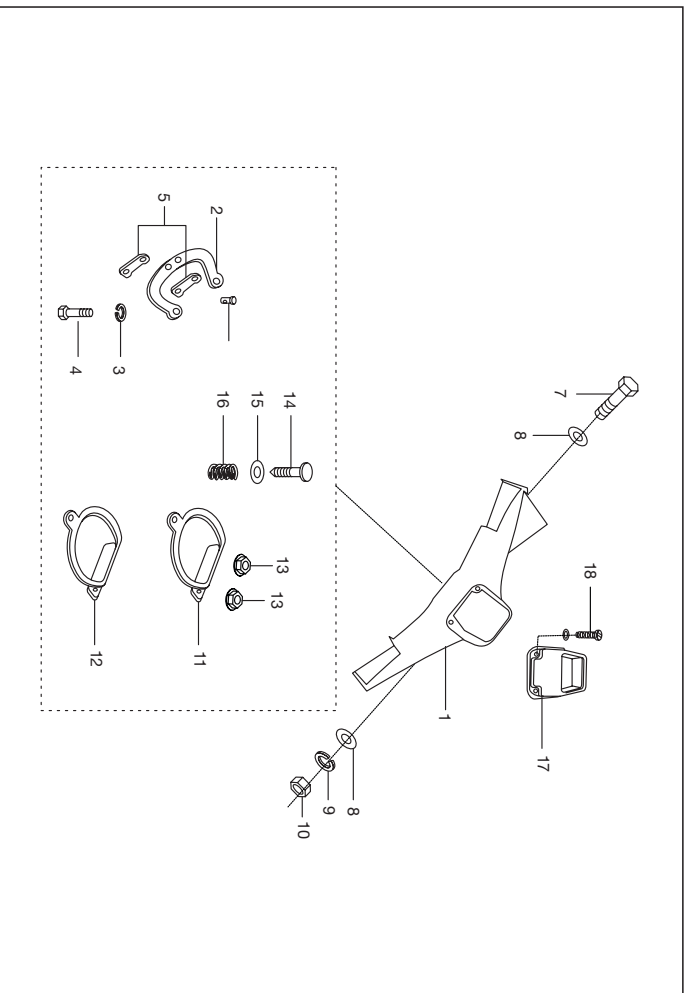
No.	Part No.	Description	QTY/VEH-205		QTY/VEH-205 D		Remarks
			PET	CNG	LPg	PET	
1	24 1512 59	Panel assembly front brake	1	1	1	--	
1a	AP 1510 30	Panel assembly front brake	--	--	--	--	
1b	24 1511 19	Panel assy LH	1	1	1	1	
1c	24 1511 20	Panel assy RH	1	1	1	1	
2	AP 1510 17	Back panel assy front	1	1	1	1	
2a	24 1511 74	Back plate assy: LH	1	1	1	1	
2b	24 1511 78	Back Plate assy: RH	1	1	1	1	
3	24 1511 36	Brake shoe assy.	3	3	3	3	
4	24 1511 33	Spring main	3	3	3	3	
5	24 1511 34	Spring strut LH holding	3	3	3	3	
6	24 1511 35	Spring shoe holding	3	3	3	3	
7	24 1511 37	Pin pivot shoe	6	6	6	6	
8	24 1511 38	Spring shoe clamping	6	6	6	6	
9	24 1511 69	Strut assembly front complete	1	1	1	1	incl. fig. 4,5,6,7 & 13
9a	24 1511 76	Strut assembly LH complete	1	1	1	1	incl. fig. 4,5,6,7 & 13
9b	24 1511 80	Strut assembly RH complete	1	1	1	1	incl. fig. 4,5,6,7 & 13
10	24 1511 70	Ratchet kit (Fr. & LH)	1	1	1	1	incl. fig. 4,7 & 13
10a	24 1511 81	Ratchet kit (RH)	1	1	1	1	incl. fig. 4,7 & 13



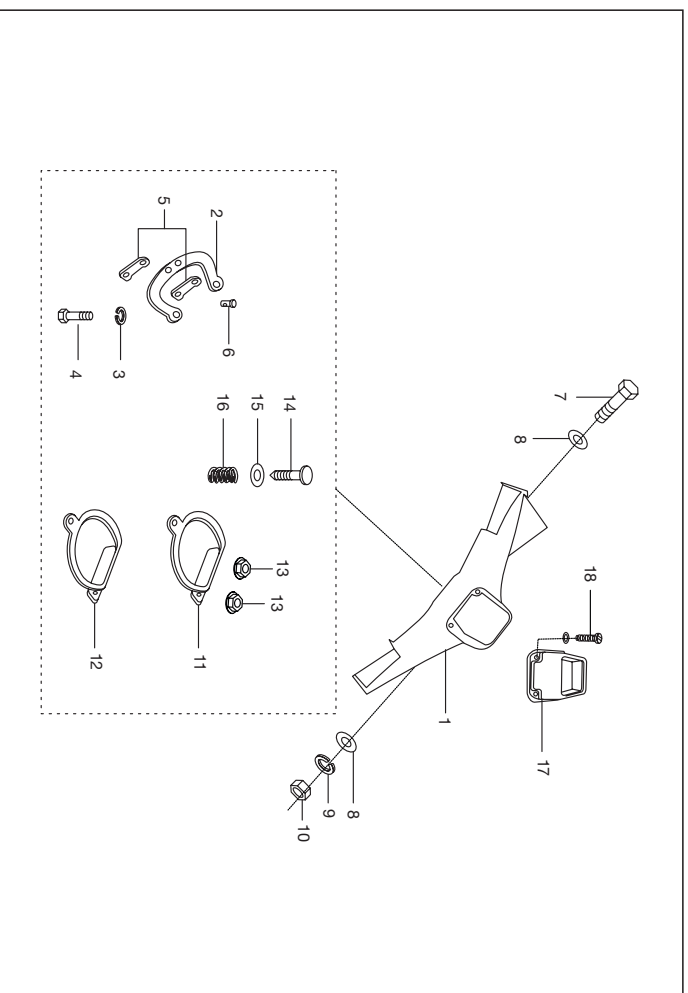
No.	Part No.	Description	QTY/VEH-205			QTY/VEH-205 D			Remarks
			PET	CNG	LPG	PET	CNG	LPG	
11	24 1511 71	Brake shoe kit	1	1	1	1	1	1	Inc. fig. 3,11&12
12	24 1511 72	Shoe clamp spring kit	1	1	1	1	1	1	Inc. fig. 11& 12
13	24 1511 73	Spring kit	1	1	1	1	1	1	Inc. fig. 8,9 &10
13a	24 1511 82	Spring kit (Common for Front & LH)	1	1	1	1	1	1	Inc. fig. 8,9 &10
14	24 1511 68	Auto adjuster assly front	1	1	1	1	1	1	Inc. fig. 5 & 6
14a	24 1511 75	Auto adjuster assly rear LH	1	1	1	1	1	1	Inc. fig. 5 & 6
14b	24 1511 79	Auto adjuster assly rear RH	1	1	1	1	1	1	Inc. fig. 5 & 6



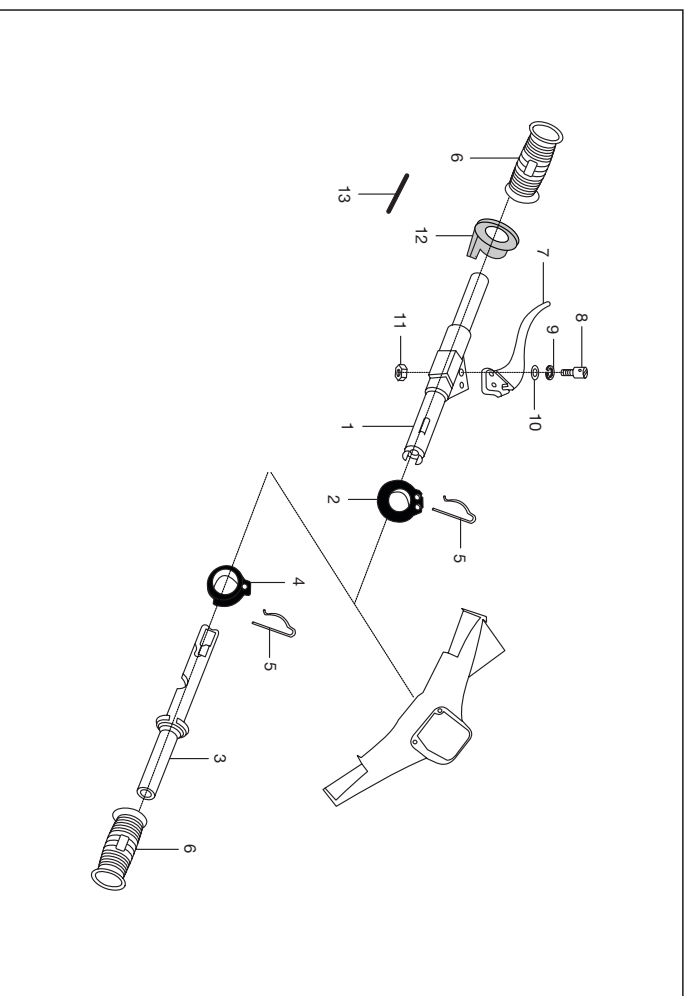
No.	Part No.	Description	QTY/VEH-205			QTY/VEH-205 D			Remarks
			PET	CNG	LPG	PET	CNG	LPG	
1	24 1511 63	Wheel cylinder front	1	1	1	1	1	1	All.no 24151099
2	24 1511 07	Major kit	1	1	1	1	1	1	N.I.
3	24 1511 08	Minor kit	1	1	1	1	1	1	N.I.
4	24 1511 64	Wheel cylinder rear	1	1	1	1	1	1	All.no 24151101
5	24 1511 13	Major kit	1	1	1	1	1	1	N.I.
6	24 1511 14	Minor kit	1	1	1	1	1	1	N.I.



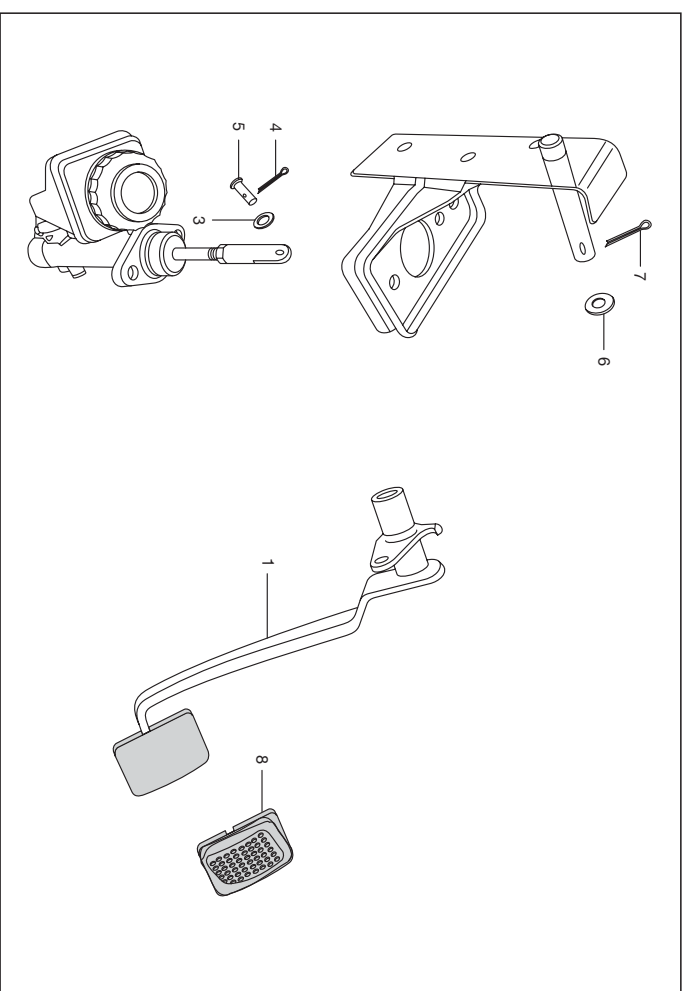
No.	Part No.	Description	QTY/VEH-205			QTY/VEH-205 D			Remarks
			PET	CNG	LPG	PET	CNG	LPG	
1	22 1810 25	Handle bar body	1	--	--	--	--	--	upto Aug. 2011
1a	AP 1610 48	Handle bar body	--	1	1	1	1	1	
2	22 1810 58	Steering lock plate	1	1	1	1	1	1	
3	39 1830 12	Spring washer	2	2	2	2	2	2	
4	39 0071 04	Hex head screw	2	2	2	2	2	2	
5	22 1802 19	Lining -steering lock plate	2	2	2	2	2	2	
7	39 1377 04	Hex. bolt with collar	1	1	1	1	1	1	
8	39 0201 11	Plain washer	2	2	2	2	2	2	
9	39 1829 12	Spring washer	1	1	1	1	1	1	
10	39 0296 15	Hex nut	1	1	1	1	1	1	
11	AB 1810 22	Lower plate assly	1	1	1	1	1	1	
12	AB 1810 23	Upper plate	1	1	1	1	1	1	
13	39 2295 15	Flange nut	2	2	2	2	2	2	
14	21 1803 07	Knob	1	1	1	1	1	1	
15	39 0198 11	Plain washer	1	1	1	1	1	1	



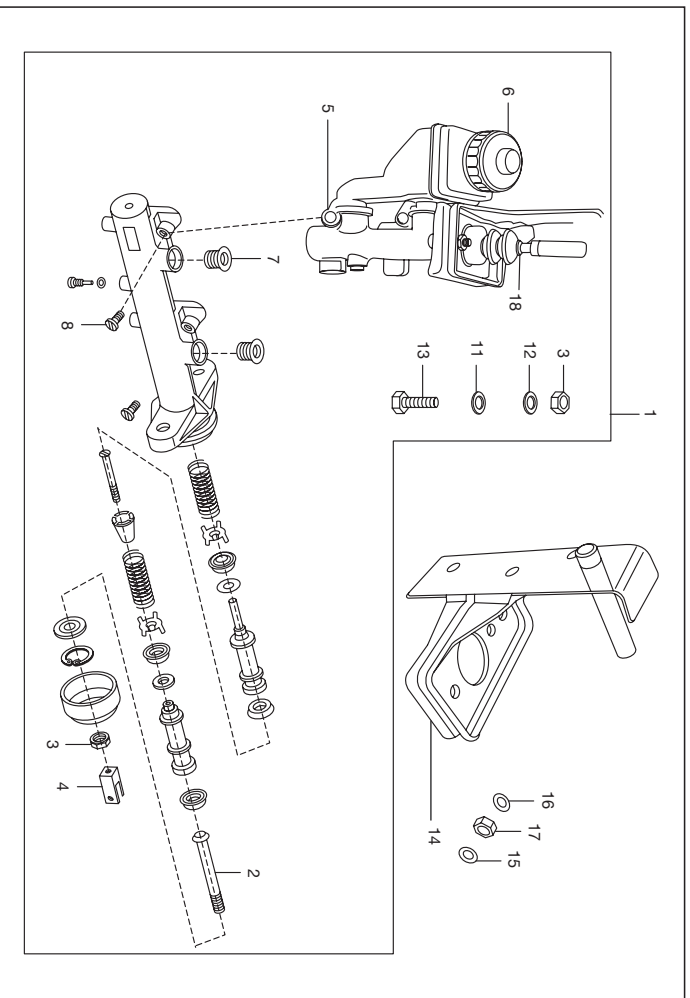
No.	Part No.	Description	QTY/VEH-205			QTY/VEH-205 D			Remarks
			PET	CNG	LPG	PET	CNG	LPG	
16	21 1803 08	Spring	1	1	1	1	1	1	N.I
17	AP 1810 09	Handle bar top cover	1	--	--	1	--	--	
17a	24 1810 39	Cover handle bar	--	1	1	--	--	--	
17b	AP 1610 47	Top cover for handle bar	--	--	--	1	1	1	
18	KB UC04 10	Screw truss M4 x 0.7P	3	3	3	3	3	3	
19	AS 2010 10	Indicator assly_CNG	--	1	--	--	--	--	
20	AG 2010 26	Indicator assly_LPG	--	--	1	--	--	--	



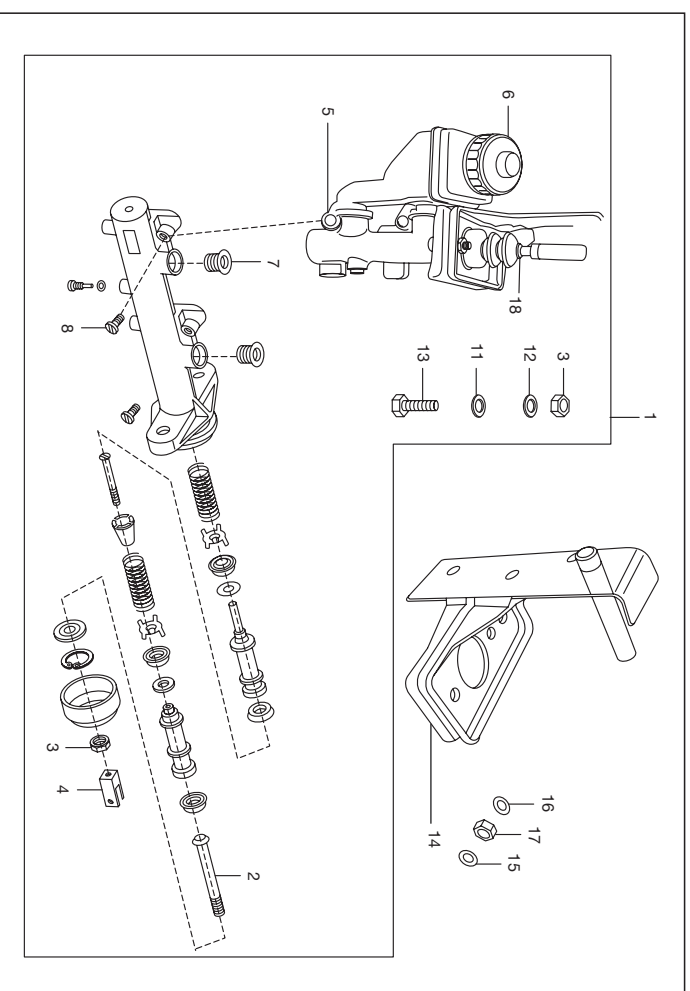
No.	Part No.	Description	QTY/VEH-205			QTY/VEH-205 D			Remarks
			PET	CNG	LPG	PET	CNG	LPG	
1	BG 1510 01	Tube assembly gear control	1	-	-	1	-	-	
1a	24 1810 74	Tube assembly gear control	1	1	1	1	1	1	
2	24 1911 00	Pulley gear control	1	1	1	1	1	1	
2a	24 1911 44	Pulley gear control-mod hbr	1	1	1	1	1	1	
3	24 1910 98	Tube assy complete - throttle	1	1	1	1	1	1	
4	CM 1911 00	Pulley-gear control-new handle bar	1	1	1	1	1	1	
5	CM 1910 49	Spring clip	2	2	2	2	2	2	
6	06 1910 89	Hand grip	2	2	2	2	2	2	
7	AA 1910 32	Clutch lever	1	1	1	1	1	1	
8	AA 1910 32	Special screw	1	1	1	1	1	1	
9	01 1902 05	Spring washer	1	1	1	1	1	1	
10	03 1902 06	Plain washer	1	1	1	1	1	1	
11	39 0326 15	Nylock nut	1	1	1	1	1	1	
12	24 1910 99	Ring gear indicator	1	1	1	1	1	1	
13	LH C000 01	Spring clip	1	1	1	1	1	1	
14	24 1810 67	Guide for clutch cable	1	1	1	1	1	1	NS
15	39 2208 04	Bolt	1	1	1	1	1	1	NS



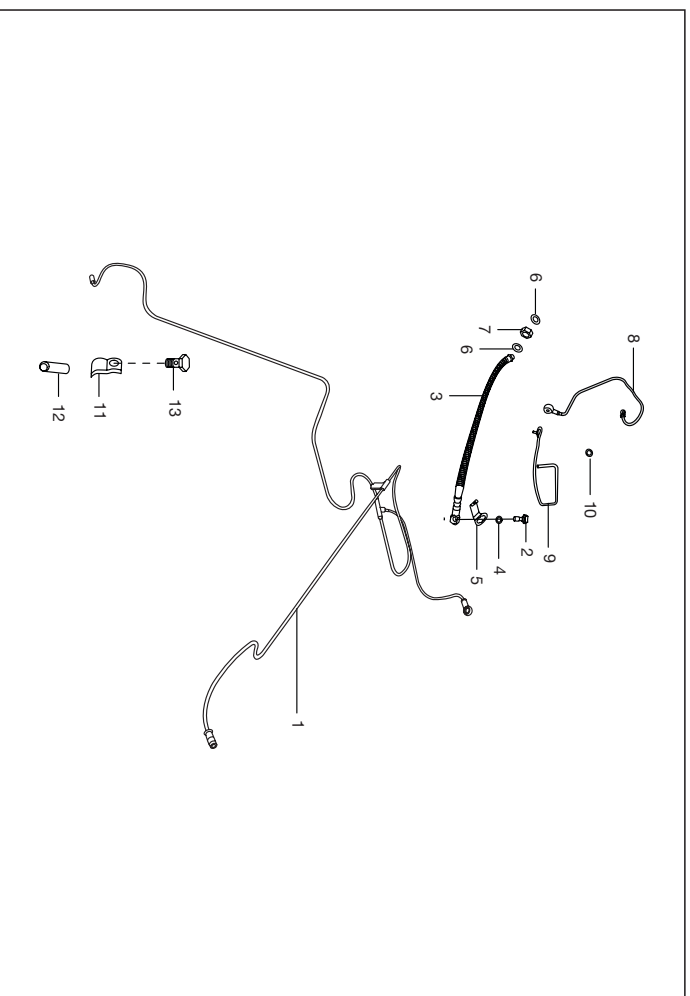
No.	Part No.	Description	QTY/VEH-205			QTY/VEH-205 D			Remarks
			PET	CNG	LPG	PET	CNG	LPG	
1	AP 1510 29	Brake pedal assembly	1	1	1	1	1	1	
2	AB 1510 14	Spring brake pedal retainer	1	1	1	1	1	1	
3	39 0208 11	Plain washer	2	2	2	2	2	2	
4	39 0147 08	Split pin	1	1	1	1	1	1	
5	39 1702 07	Clevis pin with head	1	1	1	1	1	1	
6	39 0199 11	Plain washer	1	1	1	1	1	1	
7	39 0146 08	Split pin	1	1	1	1	1	1	
8	BA 1910 29	Pad brake pedal	1	1	1	1	1	1	
9	AI 1613 44	Bracket Assy Brake Pedal Mtg	1	1	1	1	1	1	NI



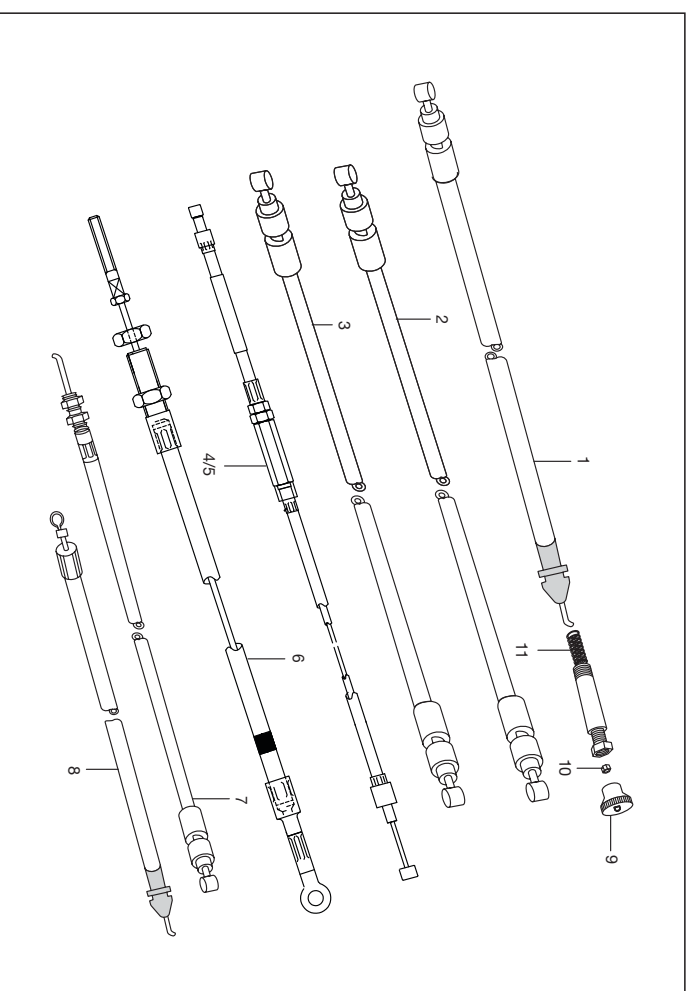
No.	Part No.	Description	QTY/VEH-205		QTY/VEH-205 D		Remarks
			PET	CNG LPG	PET	CNG LPG	
1	AL 1511 71	Cylinder comp.-TMC+oil containr	1	1	1	1	
2	24 1510 87	Push rod complete	1	1	1	1	
3	39 0294 15	Hexagon nut	3	3	3	3	
3	24 1510 94	Hexagon nut	3	3	3	3	
4	24 1510 90	Fork rod push	1	1	1	1	
5	AB 1510 54	Oil container with cap	1	1	1	1	
6	AB 1510 72	Cap br. oil reservoir	1	1	1	1	
7	AB 1510 71	Gommel oil reservoir	2	2	2	2	
8	39 0761 01	Screw pan cross	2	2	2	2	
8a	24 1510 93	Screw reservoir mtg.	2	2	2	2	
8	24 1510 92	Seal-oil Supply Port	2	2	2	2	
9	AB 1510 73	Major kit	1	1	1	1	N.I.
9a	24 1510 97	Major kit	1	1	1	1	N.I.
10	AB 1510 74	Minor kit	1	1	1	1	N.I.
10a	24 1510 98	Minor kit	1	1	1	1	N.I.



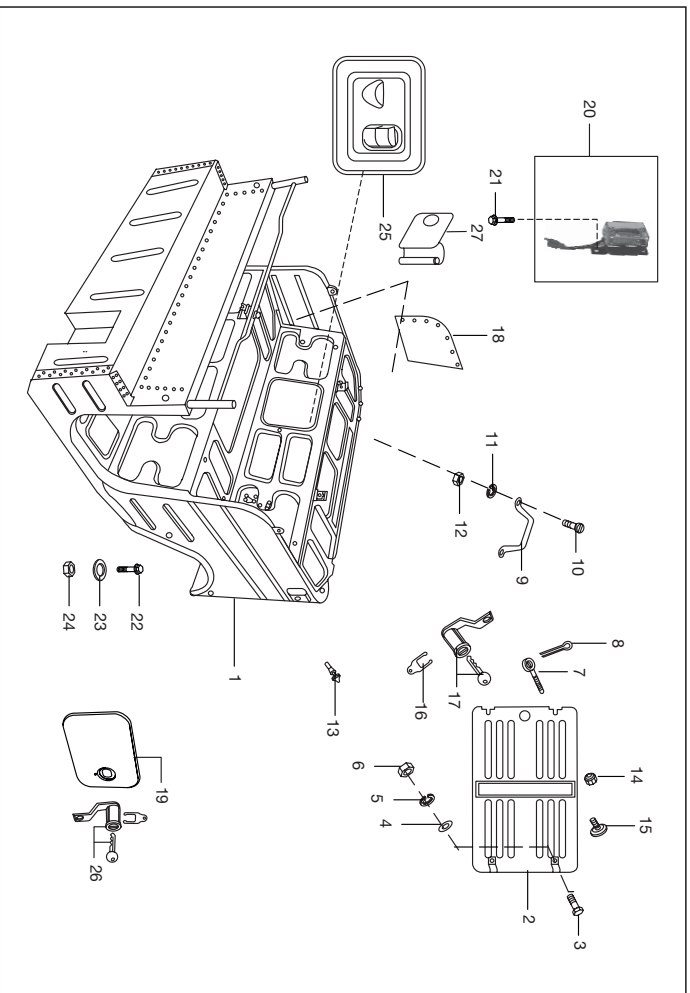
No.	Part No.	Description	QTY/VEH-205		QTY/VEH-205 D		Remarks
			PET	CNG LPG	PET	CNG LPG	
11	39 1224 11	Plain washer	2	2	2	2	
13	39 1389 04	Hexagon bolt	2	2	2	2	
13a	24 1510 95	Hexagon bolt	2	2	2	2	For AB151063 For AL151171
14	BA 1611 34	Bracket master cylinder mtg.	1	1	1	1	
15	39 0200 11	Plain washer	3	3	3	3	
16	39 0265 12	Plain washer	3	3	3	3	
17	39 0310 15	Hex nut	3	3	3	3	
18	24 1510 79	Boot ring	1	1	1	1	For AL151171



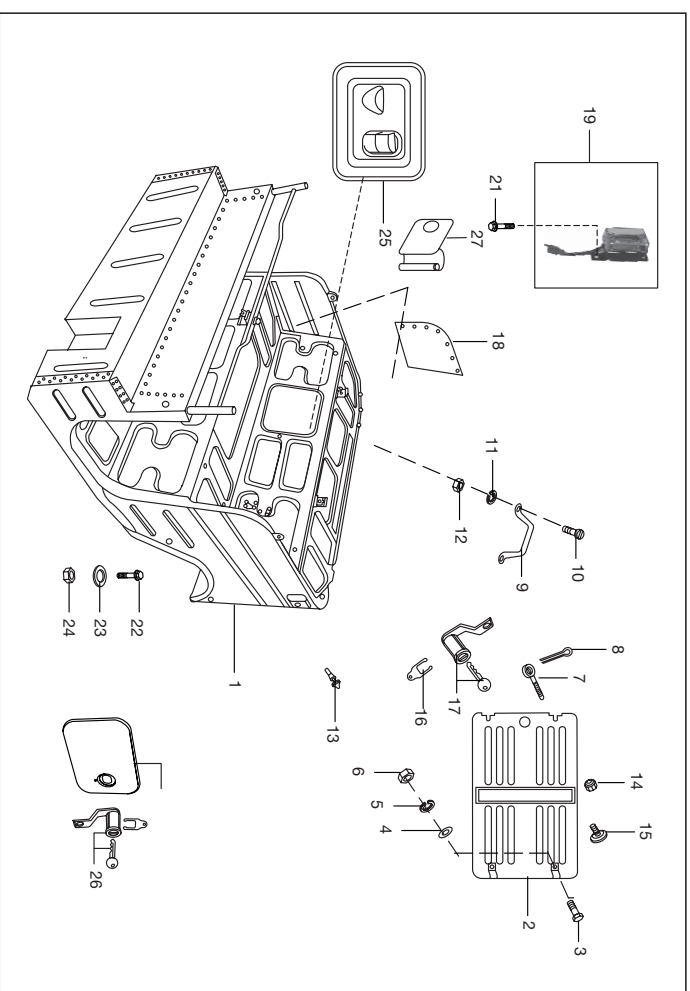
No.	Part No.	Description	QTY/VEH-205			QTY/VEH-205 D			Remarks
			PET	CNG	LPG	PET	CNG	LPG	
1	AA 1510 36	Single piece brake pipe	1	--	--	1	--	--	
1a	AF 1510 05	Single piece brake pipe	1	1	1	1	1	1	
2	AB 1510 49	Banjo bolt	1	1	1	1	1	1	
3	AB 1510 48	Hose flexible brake front	1	1	1	1	1	1	
3a	AL 1511 86	Hose flexible brake front	--	--	--	1	1	1	
4	39 1663 11	Plan washer	1	1	1	1	1	1	
5	AB 1510 51	Lock clip banjo bolt	1	1	1	1	1	1	
6	39 1663 11	Plan washer	2	2	2	2	2	2	
7	39 1753 15	Hexagon nut	1	1	1	1	1	1	
8	AB 1510 52	Brake pipe assly front	1	1	1	1	1	1	
9	DD 1610 13	Guide flexible hose	1	1	1	1	1	1	
10	21 1504 22	Packing	2	2	2	2	2	2	
11	24 1504 06	Sleeve	2	2	2	2	2	2	
12	24 1504 07	Clamp for sleeve	2	2	2	2	2	2	
13	22 1504 35	Hex bolt	2	2	2	2	2	2	
14	Bg 1138 04	Clamp brake pipe	2	2	2	2	2	2	NI
15	Bg 1310 01	Assembly brake pipe	--	--	--	--	--	--	NI
16	BG 1318 06	Hose assly brake trnc	--	--	--	--	--	--	NI
17	BG 1318 04	Pipe brake left	--	--	--	--	--	--	NI
18	BG 1318 05	Pipe brake right	--	--	--	--	--	--	NI
19	AD 5110 21	Connector three way	--	--	--	2	--	--	NI



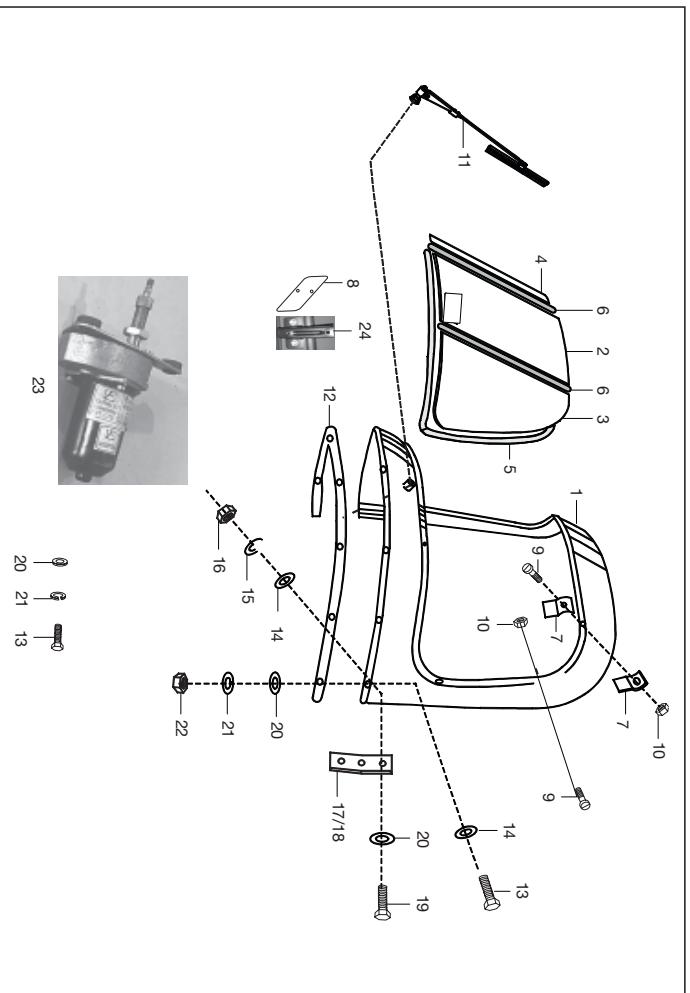
No.	Part No.	Description	QTY/VEH-205			QTY/VEH-205 D			Remarks
			PET	CNG	LPG	PET	CNG	LPG	
1	AF 1910 06	Choke cable comp	1	1	1	--	--	--	
1a	AF 1910 07	Choke cable comp	--	--	--	1	1	1	
2	AA 1910 79	Cable complete accelerator	1	1	1	1	1	1	
3	AA 1910 85	Clutch cable complete	1	1	--	1	--	--	
3a	AF 1910 09	Clutch cable complete	--	--	--	1	--	1	
4	AA 1910 82	Cable assy gear comp.(white)	1	1	1	1	1	1	
5	AA 1910 83	Cable assy gear comp.(Black)	1	1	1	1	1	1	
6	BG 1318 02	Cable assly. H/Br. front	1	1	1	1	1	1	
7	24 1510 59	Cable assly. H/Br. rear LH	2	2	2	2	2	2	
7a	24 1510 60	Cable assly. H/Br. rear RH	1	1	1	1	1	1	
8	AA 1910 68	Rev. cable assly.	--	1	1	--	1	--	
8	AA 1910 84	Cable reverse complete	1	1	--	1	--	--	
9	AL 1910 39	Knob	1	1	1	1	1	1	
10	39 0291 15	Nut	1	1	1	1	1	1	
11	05 1910 46	screw terminal assy	1	--	--	--	--	--	NI



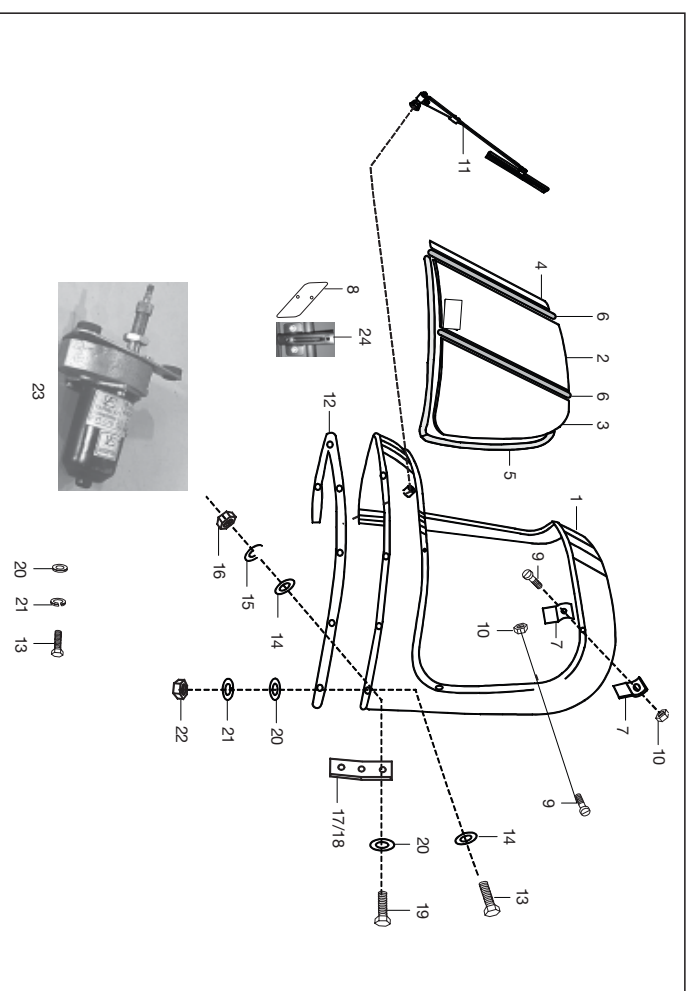
No.	Part No.	Description	QTY/VEH-205			QTY/VEH-205 D			Remarks
			PET	CNG	LPG	PET	CNG	LPG	
1	AA 2312 11	Body assembly complete	1	--	--	1	--	--	Alt-52AF0084 Alt -52AF0084 NS
1	AF 2311 72	Body assembly complete	1	1	1	1	1	1	
2a	BA 2310 58	Rear door assembly	--	1	1	--	1	1	
3	39 0096 04	Bolt	2	2	2	2	2	2	
4	39 0199 11	Plain washer	2	2	2	2	2	2	
5	39 0264 12	Spring washer	2	2	2	2	2	2	
6	39 0293 15	Hexagon nut	2	2	2	2	2	2	
7	01 1401 16	Bolt	2	2	2	2	2	2	
8	39 0147 08	Split pin	2	2	2	2	2	2	
9	22 2301 40	Handle	2	2	2	2	2	2	
10	39 0044 01	Screw	4	4	4	4	4	4	
11	39 1830 12	Spring washer	4	4	4	4	4	4	
12	39 0291 15	Hexagon nut	4	4	4	4	4	4	
13	24 2301 98	Rubber pad	4	4	4	4	4	4	
14	24 2312 45	Knob for rear door	2	2	2	2	2	2	
15	24 2301 76	Knob complete	1	1	1	1	1	1	



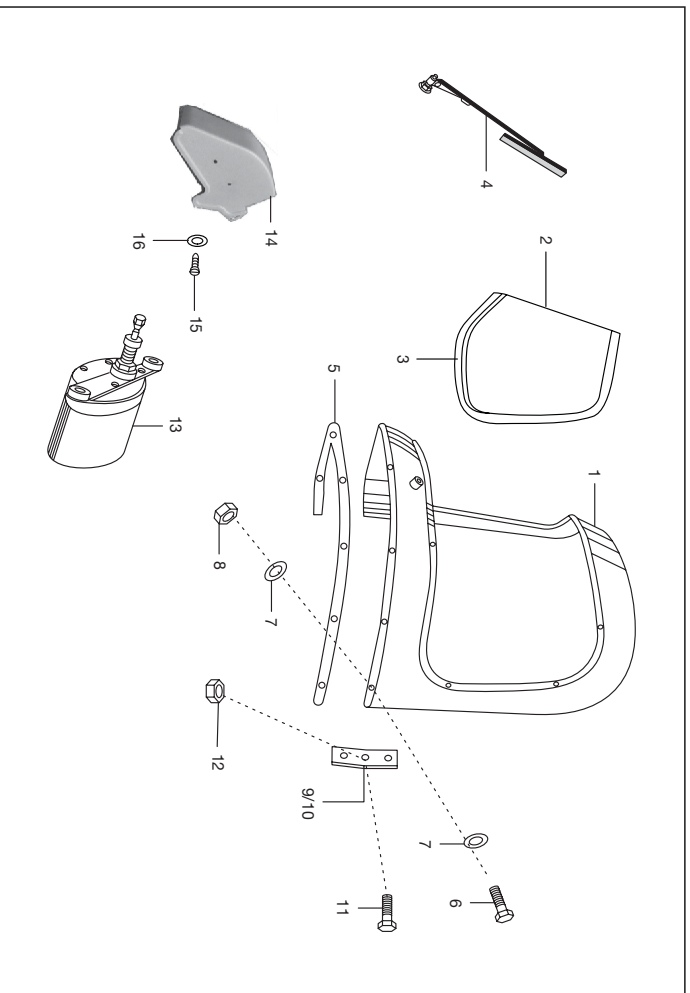
No.	Part No.	Description	QTY/VEH-205			QTY/VEH-205 D			Remarks
			PET	CNG	LPG	PET	CNG	LPG	
16	01 1607 17	Lock clip	1	1	1	1	1	1	
17	24 2301 97	LOCK FOR DOOR	1	1	1	1	1	1	
18	24 2314 99	Side panel cover	2	2	2	2	2	2	
19	AF 2010 81	Engine cabin light.	1	1	1	1	1	1	
20	24 2015 15	Bulb 12v 10w	1	1	1	1	1	1	
21	39 2208 04	Flange bolt	2	2	2	2	2	2	
22	39 1681 04	Flange bolt	8	8	8	8	8	8	
23	39 0230 11	Plain washer	8	8	8	8	8	8	
24	39 2479 15	Flange nut	8	8	8	8	8	8	
25	AP 2310 21	Plate assy air intake	1	1	1	1	1	1	
26	AA 1810 14	Lock Fuel filling door with key	1	1	1	1	1	1	
27	24 2315 82	Door assy. side filling	1	--	--	1	--	--	
28	22 1608 05	Door assembly toolbox	1	1	1	1	1	1	
29	Af 2310 10	Look cng filling cover	1	1	1	1	1	1	



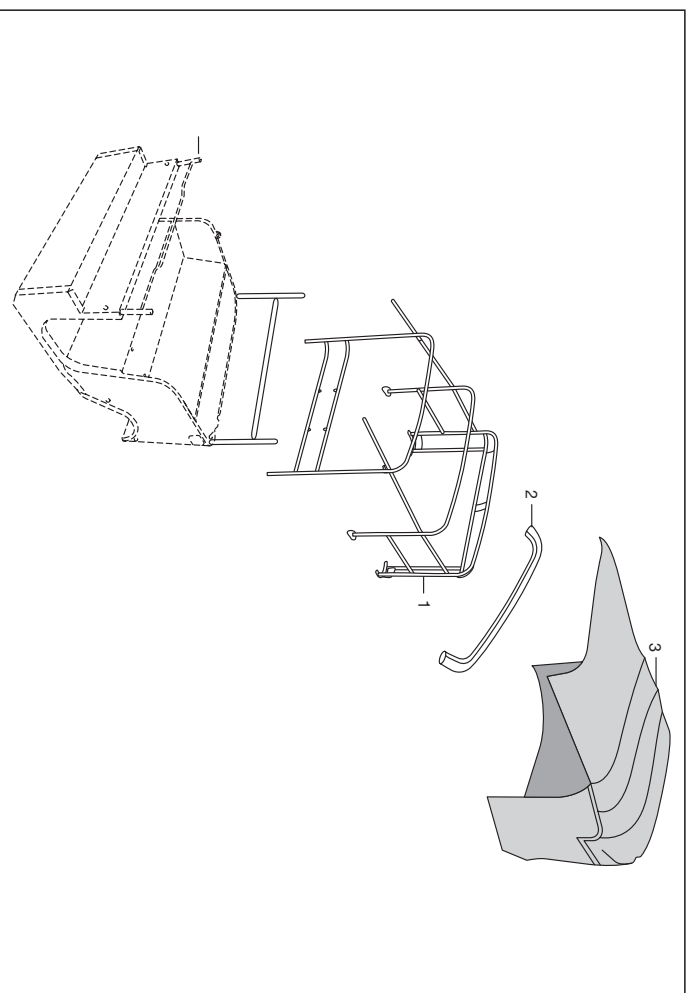
No.	Part No.	Description	QTY/VEH-205		QTY/VEH-205 D		Remarks
			PET	CNG	LPG	PET	
1	24 2313 40	Windshield assembly	1	-	-	1	Alt-52AL0278
2	22 2312 58	Central glass (Laminated Sat.)	1	1	1	-	
3	24 2314 52	Side glass L.H.	1	1	1	-	
4	24 2314 53	Side glass R.H.	1	1	1	-	
5	22 2311 42	Rubber beading with key	1	1	1	-	
6	24 2314 84	Vertical stripe/ key	2	2	2	-	
7	22 2312 80	Strip For w ' Shield Glass	8	8	8	-	N.I
8	22 2312 81	No. Plate	2	2	2	-	
9	39 0074 04	Screw - M4	8	8	8	-	
10	39 0287 15	Hexagon nut	8	8	8	-	
11	22 2306 35	Wiper assembly	1	1	1	-	
12	AL 2412 85	Packing shield and w shield	1	1	1	-	
13	39 0085 04	Bolt	11	11	11	-	
14	39 0258 11	Plain washer	18	18	18	-	
15	39 1830 12	Spring washer	9	9	9	-	



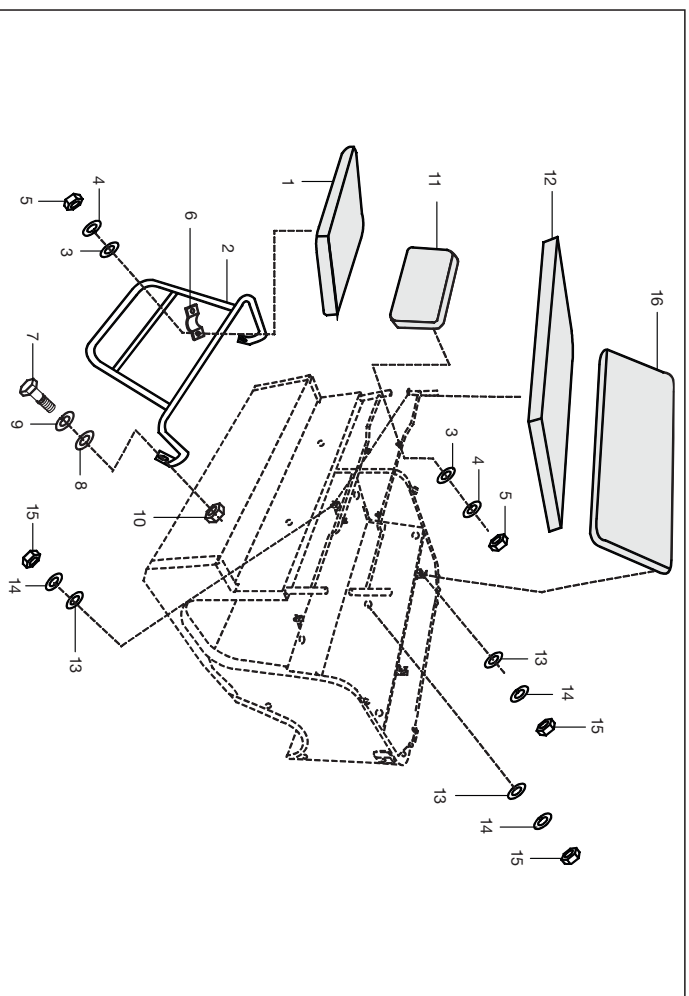
No.	Part No.	Description	QTY/VEH-205		QTY/VEH-205 D		Remarks
			PET	CNG	LPG	PET	
16	39 0291 15	Hexagon nut	9	9	9	-	
17	AB 2310 09	Joint plate L.H.	1	1	1	-	
18	AB 2310 08	Joint plate R.H.	1	1	1	-	
19	39 0071 04	Hexagon bolt	6	6	6	-	
20	39 0197 11	Plain washer	14	14	14	-	
21	39 0282 12	Spring washer	8	8	8	-	
22	39 0291 15	Hexagon nut	6	6	6	-	
23	24 2014 08	Wiper motor	1	1	1	-	
23a	AP 2010 57	Wiper motor	1	1	1	-	
24	22 1612 38	Bracket fr. no. plate	1	1	1	-	
25	22 1612 21	Plate number	2	2	2	-	



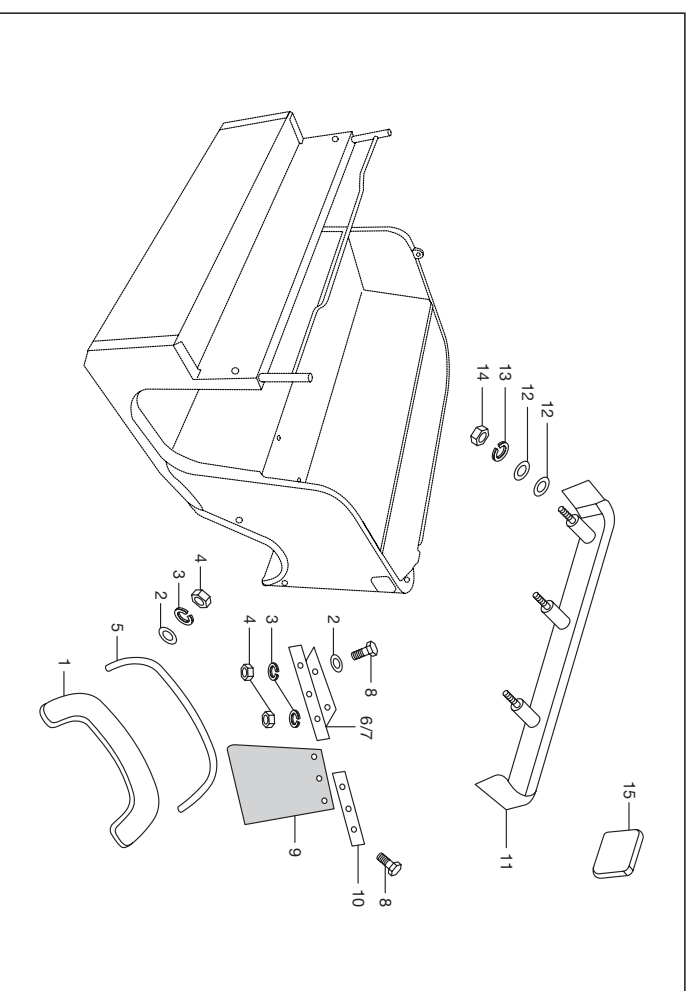
No.	Part No.	Description	QTY/VEH-205			QTY/VEH-205 D			Remarks
			PET	CNG	LPG	PET	CNG	LPG	
1	AL 2410 25	Wind shield assy	1	1	1	Alt-52A10278
2	AA2310 22	Glass one piece (windshield)	1	1	1	
3	AA 2310 26	Rubber beading	1	1	1	
4	AL 2410 23	Wiper blade assly	1	1	1	
5	AL 2412 85	Packing for shield & wind shield	1	1	1	
6	39 0085 04	Bolt	9	9	9	
7	39 0258 11	Plain washer	18	18	18	
8	39 2484 15	Flange nut	9	9	9	
9	AB 2310 09	Joint plate LH	1	1	1	
10	AB 2310 08	Joint plate RH	1	1	1	
11	39 0071 04	Bolt hex head	4	4	4	
12	39 2484 15	Flanged nut	4	4	4	
13	AP 2010 57	Wiper motor	1	1	1	1	
14	AL 1612 32	Cover wiper motor	1	1	1	
15	39 1698 01	Screw pan cross	2	2	2	



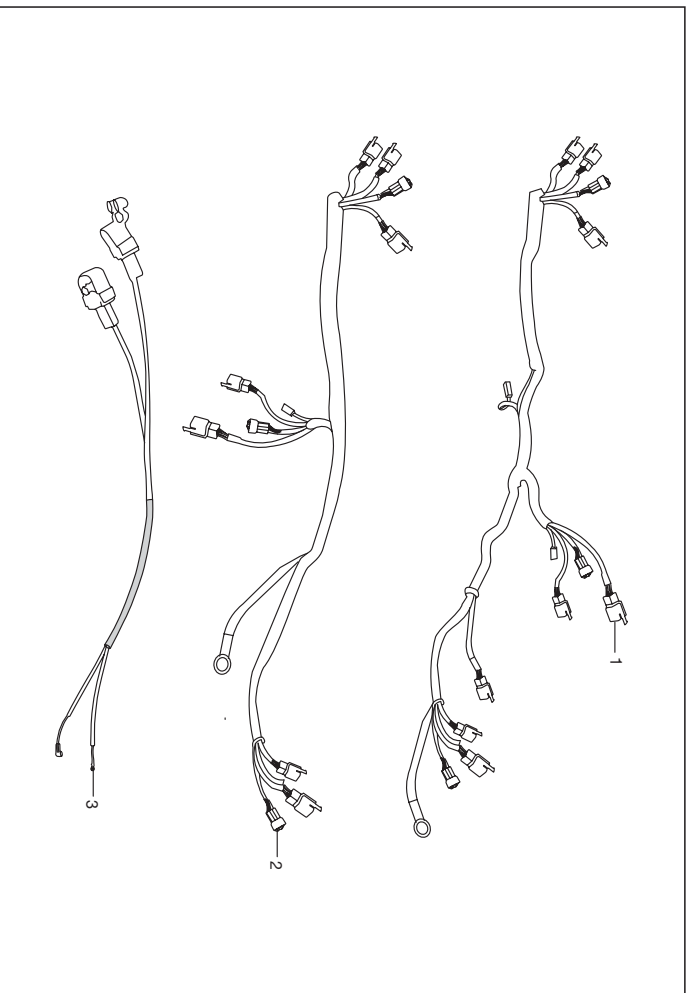
No.	Part No.	Description	QTY/VEH-205			QTY/VEH-205 D			Remarks
			PET	CNG	LPG	PET	CNG	LPG	
1	24 2304 01	Hood frame assembly	1	1	1	1	1	1	NI
2	22 2311 55	Hood stick assly	1	1	1	1	1	1	
3	24 2315 47	Hood complete black	1	
3	24 2313 70	Hood complete Black	
3a	24 2315 48	Hood complete yellow	1	
3	AS 2300 10	Hood complete yellow	
3	AS 2300 06	Hood complete black	
3c	AS 2300 06	Hood complete yellow	
4	24 2315 62	Tube assly cross bar	1	1	1	1	1	1	



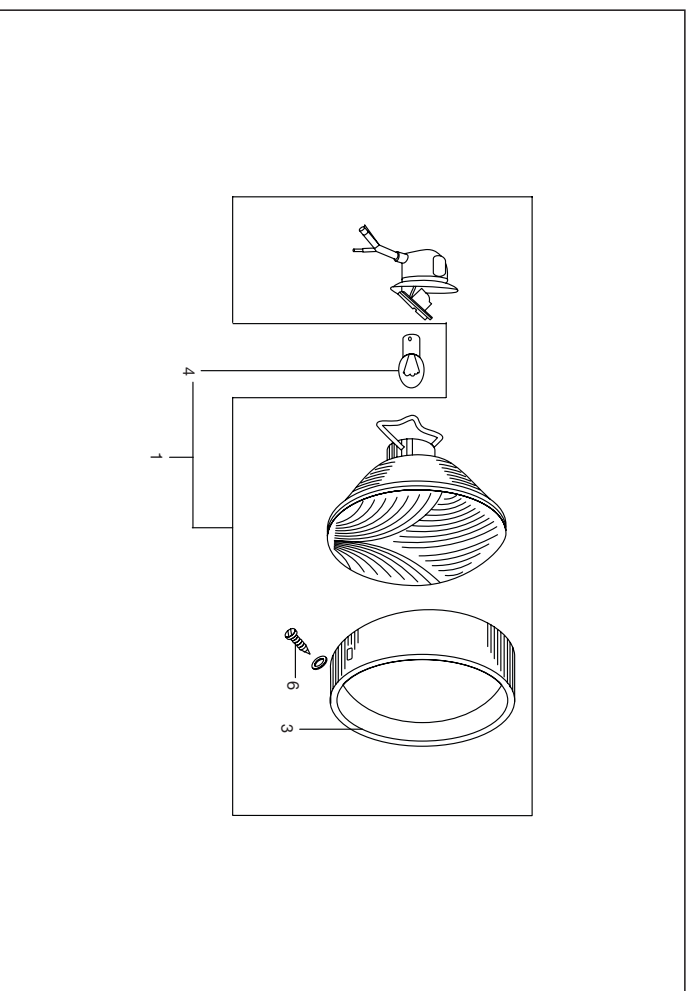
No.	Part No.	Description	QTY/VEH-205			QTY/VEH-205 D			Remarks
			PET	CNG	LPG	PET	CNG	LPG	
1	AA 2311 40	Driver seat assembly	1	--	1	1	1	1	NI
1a	24 2315 65	Driver seat assembly	1	--	1	1	1		
2	AP 1610 54	Frame assembly driver seat	1	1	1	1	1		
3	39 0197 11	Plain washer	8	8	8	8	8		
4	39 1830 12	Spring washer	8	8	8	8	8		
5	39 0291 15	Hexagon nut	8	8	8	8	8		
6	24 2311 46	Clip	2	2	2	2	2		
7	39 2481 04	Bolt	2	2	2	2	2		
8	39 0230 11	Plain washer	2	2	2	2	2		
9	39 0265 12	Spring washer	2	2	2	2	2		
10	39 0294 15	Nut	2	2	2	2	2		
11	24 2315 66	assembly driver's backrest	1	1	1	1	1		
11	AF 2310 78	Backrest driver black-indonesia	1	1	1	1	1		
11a	24 2315 66	Backrest driver black-indonesia	1	1	1	1	1		
12	AF 2310 79	Passenger seat assembly	1	1	1	1	1		
12a	AA 2311 10	Passenger seat assembly	1	1	1	1	1		
13	39 0211 11	Plain washer	5	5	5	5	5		
14	39 1830 12	Spring washer	5	5	5	5	5		
15	39 0292 15	Hexagon nut	5	5	5	5	5		
16a	AA 2311 41	Passenger backrest	1	1	1	1	1		
17	24 2110 09	Passenger backrest spacer behind pass backrest	1	1	1	1	1		
18	24 2314 21	Damper for seat driver	3	3	3	3	3		
	AA 2311 29		3	3	3	3	3		



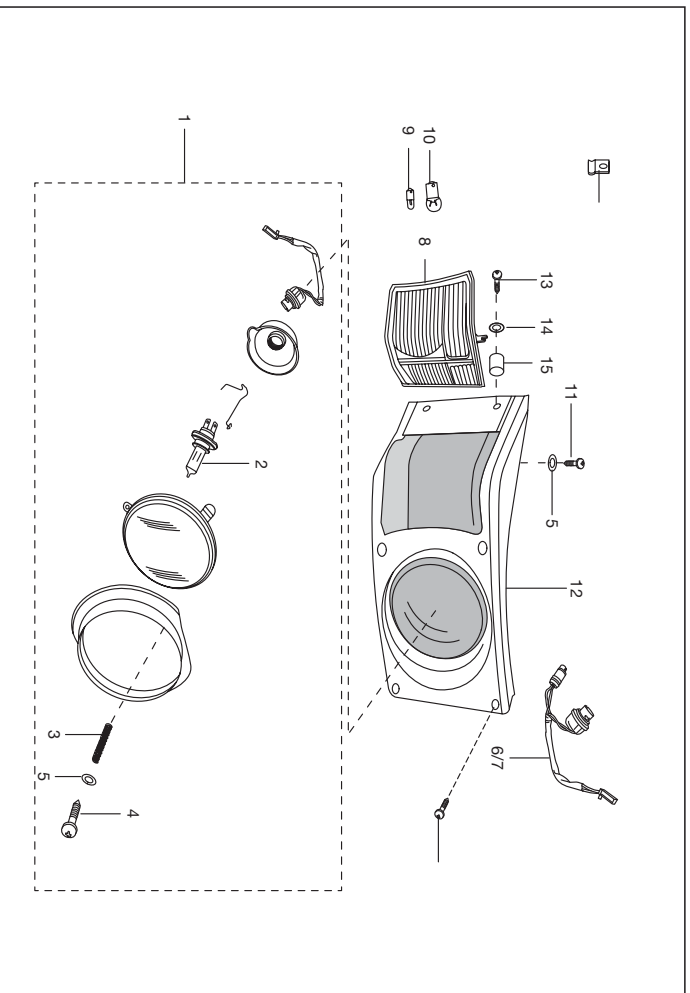
No.	Part No.	Description	QTY/VEH-205			QTY/VEH-205 D			Remarks
			PET	CNG	LPG	PET	CNG	LPG	
1	25 2310 62	Rear mudguard assly.	2	2	2	2	2		
2	39 0197 11	Plain washer	12	12	12	12	12		
3	39 0262 12	Spring washer	20	20	20	20	20		
4	39 0291 15	Hexagonal nut	20	20	20	20	20		
5	25 2310 64	Beading for rear mudguard	2	2	2	2	2		
6	24 2310 90	Angle L,H	1	1	1	1	1		
7	24 2310 91	Angle R,H	1	1	1	1	1		
8	39 0071 04	Hexagonal bolt	10	10	10	10	10		
9	24 2301 85	Mudflap	2	2	2	2	2		
10	24 2311 57	Strip RE mudguard flap	2	2	2	2	2		
11	52 2403 95	Bumper SF painted in- yellow+reflect	1	1	1	1	1		
12	39 0230 11	Plain washer	6	6	6	6	6		
13	39 1828 12	Spring washer	3	3	3	3	3		
14	39 0294 15	Nut	3	3	3	3	3		
15	AA 2011 48	Reflex reflector	2	2	2	2	2		



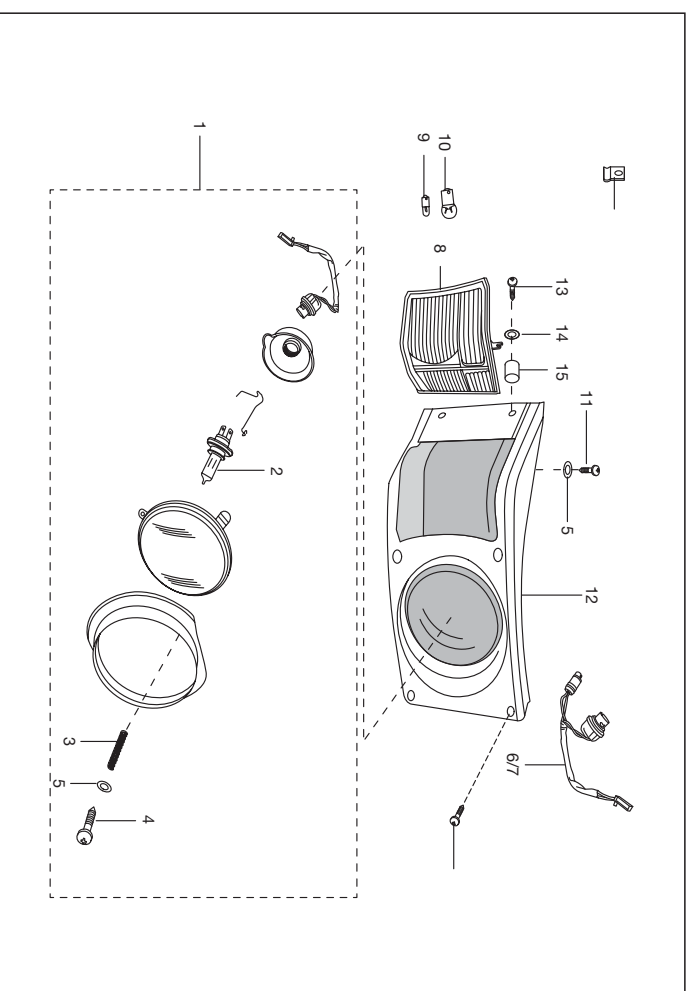
No.	Part No.	Description	QTY/VEH-205			QTY/VEH-205 D			Remarks
			PET	CNG	LPg	PET	CNG	LPg	
1	AA 2012 57	Wiring harness front	1	--	--	--	--	--	
1	AF 2011 75	Wiring harness front	--	1	--	--	--	--	
1a	AM 2010 90	Wiring harness front	--	--	1	--	--	--	
1b	AA 2012 60	Wiring harness front	--	--	--	1	--	--	
1c	AF 2011 81	Wiring harness front	--	--	--	1	--	--	
1d	AM 2011 01	Wiring harness front	1	--	--	--	1	--	
2	AA 2012 36	Wiring harness chassis	--	1	--	--	1	--	
2a	AF 2011 63	Wiring harness chassis	--	--	1	--	--	1	
2b	AM 2010 78	Wiring harness chassis	--	--	1	--	--	1	
3	AA 2012 48	Cable assly	1	--	--	1	--	--	
3a	AM 2010 75	Cable assly	--	1	--	--	1	--	
4	Af 2010 76	switch battery cut-off	--	1	--	--	1	--	NI



No.	Part No.	Description	QTY/VEH-205			QTY/VEH-205 D			Remarks
			PET	CNG	LPg	PET	CNG	LPg	
1	AB 2010 72	Head lamp assy comp.	1	1	1	--	--	--	
2	AB 2010 68	Head lamp rim	1	1	1	--	--	--	
3	25 2010 09	Lamp 12V 35/35W	2	2	2	--	--	--	
4	39 0006 01	Csk/ round head screw-M4	2	2	2	--	--	--	

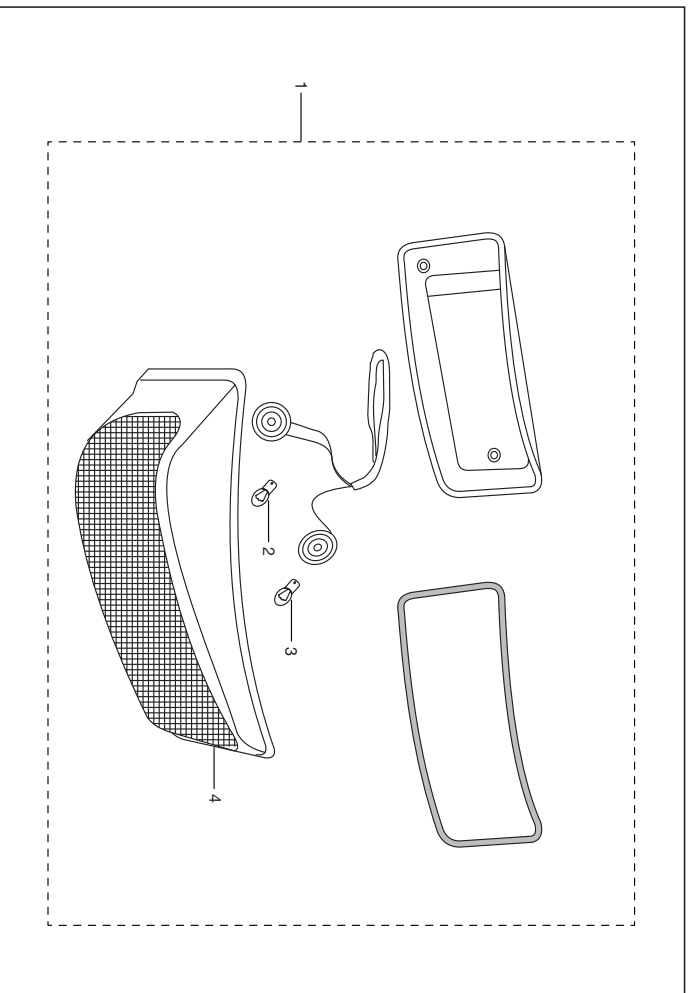


No.	Part No.	Description	QTY/VEH-205			QTY/VEH-205 D			Remarks
			PET	CNG	LPg	PET	CNG	LPg	
1	AL 2010 65	H/L assly. LH	--	--	--	1	1	1	
1a	AL 2010 66	H/L assly. RH	--	--	--	1	1	1	
2	CL 2010 23	Lamp 12V-35/35W-HS1	--	--	--	2	2	2	
3	AL 2010 32	Spring - head lamp MTG	--	--	--	6	6	6	
4	39 0758 01	Screw pan cross-M5	--	--	--	6	6	6	
5	39 1839 11	Plain washer	--	--	--	14	14	14	
6	AL 2010 43	Cable assly.-front light LH	--	--	--	1	1	1	
7	AL 2010 44	Cable assly.-front light RH	--	--	--	1	1	1	
8	AL 2010 51	Ind assly. front LH/ lamp	--	--	--	1	1	1	
8a	AL 2010 17	Ind assly. front RH/ lamp	--	--	--	1	1	1	
9	06 2010 82	Lamp 12V 10W	--	--	--	2	2	2	
10	06 2010 83	Lamp 12V 10W	--	--	--	2	2	2	
11	39 0921 01	Screw pan cross	--	--	--	8	8	8	
12	BG 1138 02	Head lamp-blinker Hsg LH	--	--	--	1	1	1	
12a	BG 1138 03	Head lamp-blinker Hsg RH	--	--	--	1	1	1	
13	39 0921 01	Screw pan	--	--	--	4	4	4	
14	31 902 04	Plain washer	--	--	--	8	8	8	



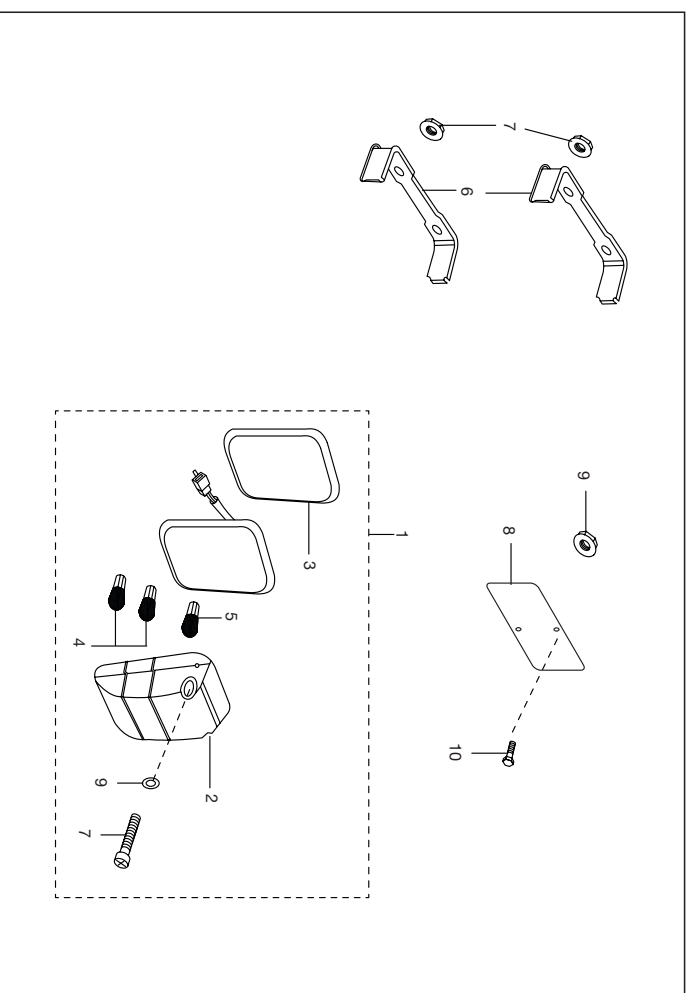
No.	Part No.	Description	QTY/VEH-205			QTY/VEH-205 D			Remarks
			PET	CNG	LPg	PET	CNG	LPg	
14	39 0242 11	Plain washer	--	--	--	8	8	8	
15	AL 1611 91	Spacer	--	--	--	4	4	4	
16	AP 1610 80	flap asy lh headlamp housing	--	--	--	1	1	1	NI
17	AP 1610 82	flap asy rh headlamp housing	--	--	--	1	1	1	NI

RE 205, RE 205 D



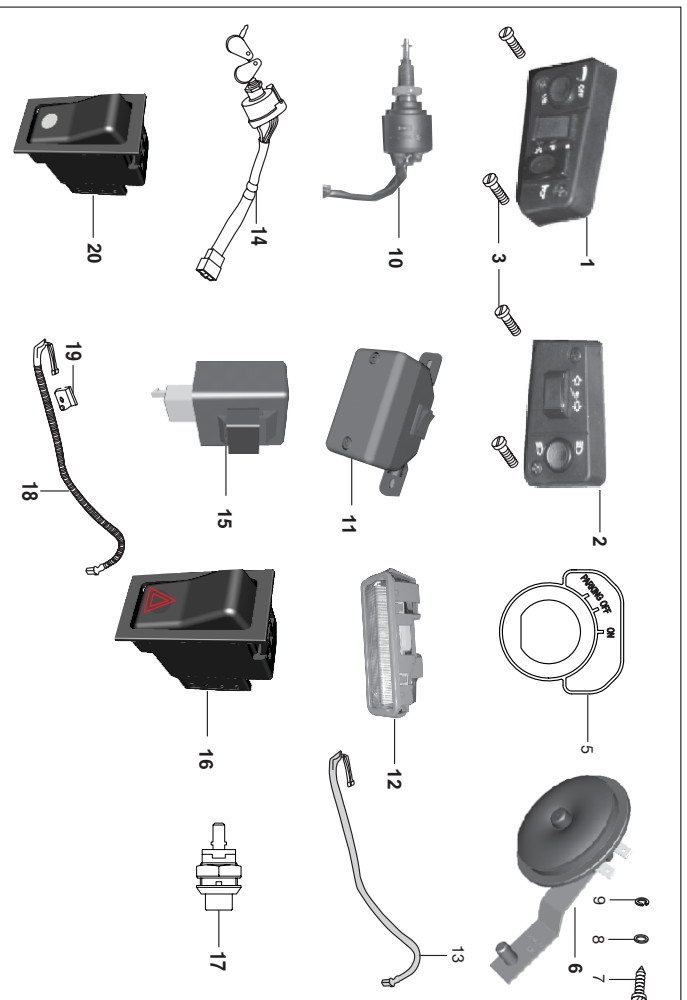
No.	Part No.	Description	QTY/VEH-205			QTY/VEH-205 D			Remarks
			PET	CNG	LPG	PET	CNG	LPG	
1	AA 2010 91	Front light assly. LH	1	1	1	-	-	-	
1a	AA 2010 93	Front light assly. RH	1	1	1	-	-	-	
2	06 2010 83	Lamp 12v 10w	2	2	2	-	-	-	
3	06 2010 82	Lamp 12v 5w	2	2	2	-	-	-	

RE 205, RE 205 D



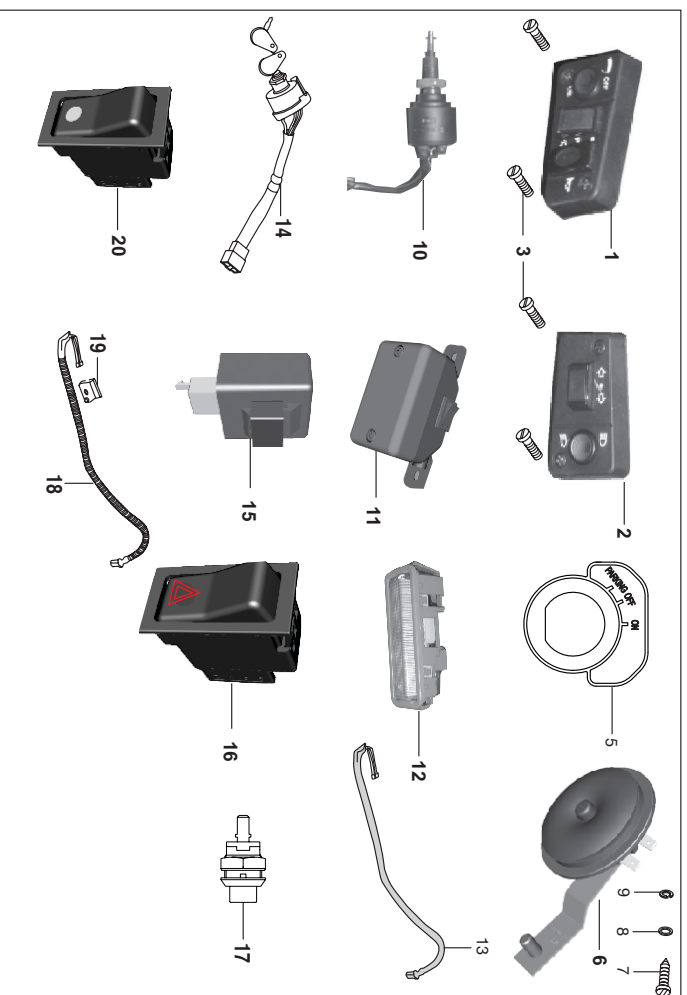
No.	Part No.	Description	QTY/VEH-205			QTY/VEH-205 D			Remarks
			PET	CNG	LPG	PET	CNG	LPG	
1	AA 2012 25	Tail light LH with lamp	1	1	1	1	1	1	
1	Aa 2012 26	Tail light RH with lamp	1	1	1	1	1	1	
2	AA 2011 61	Lens tail lamp	1	1	1	1	1	1	
2a	AC 2010 20	Lens for tail light	1	1	1	1	1	1	NS
3	AC 2010 21	Packing for tail light LH & RH	2	2	2	2	2	2	
4	06 2010 83	Lamp 12v 10W	4	4	4	4	4	4	
5	AA 2012 27	Lamp 12V 18/5W	2	2	2	2	2	2	
6	AA 2010 90	Mounting bracket tail light RH	1	1	1	1	1	1	
7	39 0798 15	Flange Nut	8	8	8	8	8	8	
8	22 1612 21	No. Plate	1	1	1	1	1	1	
9	39 0817 15	Flange nut	2	2	2	2	2	2	
10	39 1680 04	Flanged bolt	2	2	2	2	2	2	

RE 205, RE 205 D

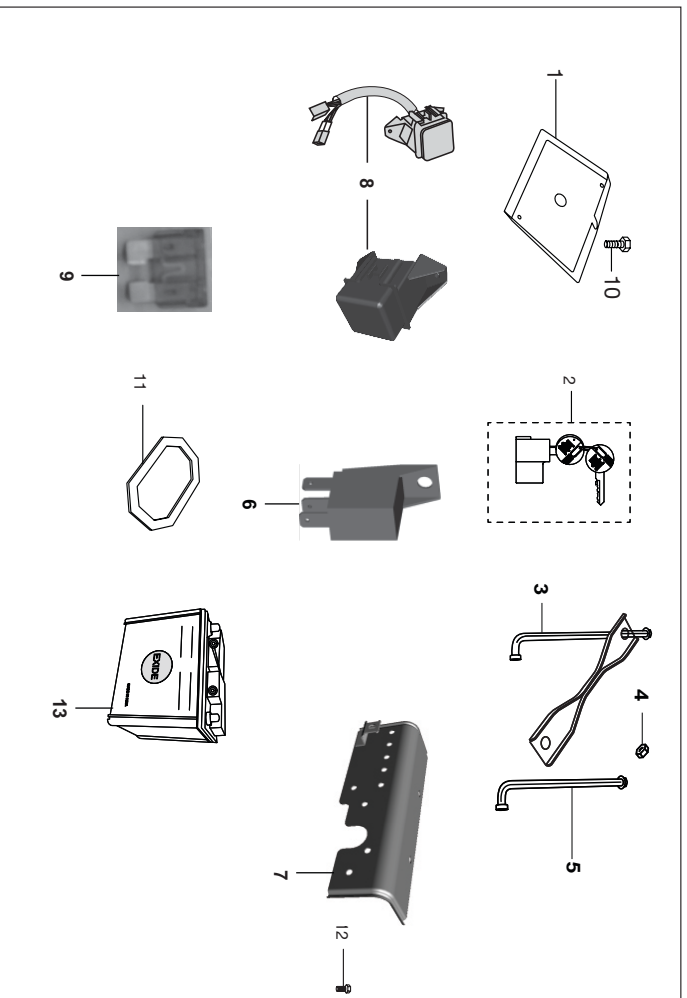


No.	Part No.	Description	QTY/VEH-205			QTY/VEH-205 D			Remarks
			PET	CNG	LPG	PET	CNG	LPG	
1	AA 2012 56	Switch control th	1	1	1	1	1	1	
2	AL 2010 60	Switch - control :- lh	1	1	1	1	1	1	
3	AL 2010 62	Screw-m4 x 0.7	4	4	4	4	4	4	
4	24 1613 73	Cover for switches	--	--	--	1	--	--	NI
4	24 1614 92	Cover for switches	--	--	--	1	--	1	NI
5	AP 2010 12	Label (parking-off-on)	1	1	1	1	1	1	
6	AA 2012 39	Horn dc 12v with transil diode	1	1	1	1	1	1	
6	AA 2011 95	Horn d.c. (12v) with weld nut	--	1	1	--	--	--	
7	39 1557 04	Bolt - flange	2	2	2	--	--	--	
8	39 0197 11	Washer - plain	2	2	2	2	2	2	
9	39 0262 12	Washer - spring	2	2	2	2	2	2	
10	AF 2010 94	Switch - brake (sealed design)	1	1	1	1	1	1	
11	AF 2010 81	Lamp (light) assembly - cabin with lamp	1	1	1	1	1	1	
12	24 2014 15	Cabin light assy/lamp	--	--	--	1	1	1	
13	24 2014 16	Cable assembly(cabin light)	--	--	--	1	1	1	
14	AF 2010 53	Switch (on-off-on)	1	1	1	--	--	--	
14	AF 2010 89	Switch	--	--	--	1	1	1	
15	AB 2010 76	Relay flasher (hazard)	1	1	1	1	1	1	
16	AB 2010 77	Switch - hazard warning	1	1	1	1	1	1	

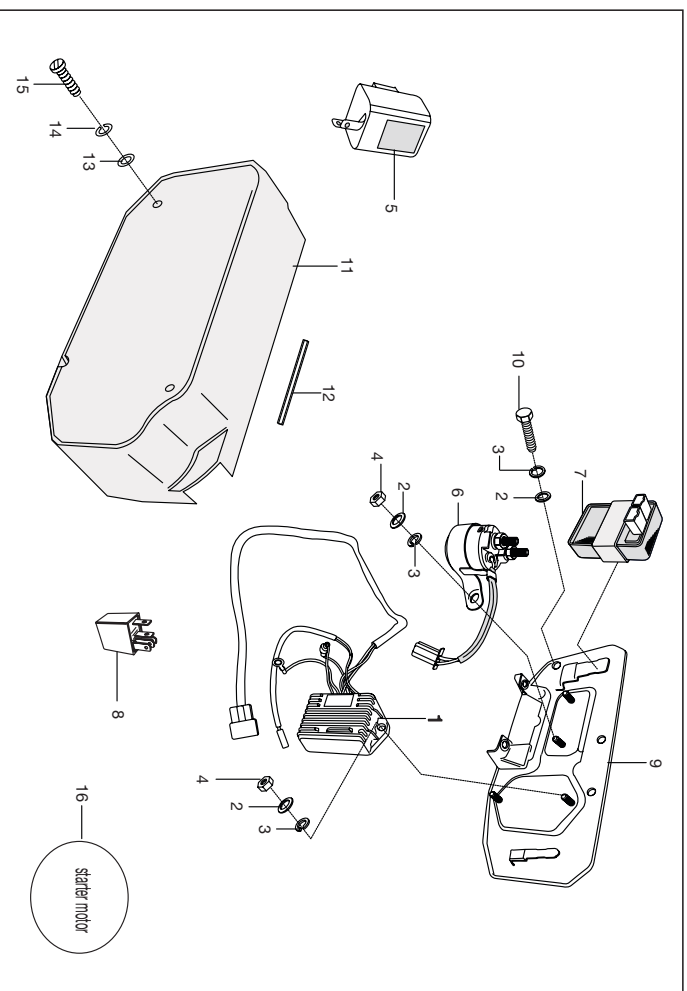
RE 205, RE 205 D



No.	Part No.	Description	QTY/VEH-205			QTY/VEH-205 D			Remarks
			PET	CNG	LPG	PET	CNG	LPG	
17	AF 2011 46	Switch-start	1	1	1	1	1	1	
18	24 2014 21	Reverse switch & cable assy.	1	1	1	1	1	1	
19	DJ 2011 09	Switch front brake microswitch	--	--	--	1	1	1	
20	AL 2010 31	Switch (2 position)	--	--	--	1	1	1	
21	BG 4014 01	Ignition parking switch(with key	1	1	1	1	1	1	NI
22	36 AA40 14	Kit ignition parking switch	1	1	1	--	--	--	NI
23	36 AF00 18	Kit ignition parking switch	--	--	--	1	1	1	NI
24	36 BG00 04	Kit ignition parking switch	--	--	--	1	1	1	NI




No.	Part No.	Description	QTY/VEH-205		QTY/VEH-205 D		Remarks
			PET	CNG	LPG	PET	
1	AF 1610 94	Tray battery	1	1	1	1	
1	BG 1138 05	Tray battery	1	1	1	1	
2	BB 2010 30	Lock battery m6 with key	1	1	1	1	
2	36 AL00 17	Kit lock - battery witkey	1	1	1	1	
3	AN 1610 74	Clamp assembly battery	1	1	1	1	
4	39 0817 15	Nut - hexagon with flange :- m6	2	2	2	1	
5	AN 1610 75	Rod tie battery	1	1	1	1	
6	AL 2010 12	Relay head light	1	1	1	1	
7	AP 2010 37	Plate - electrical units (front)	1	1	1	1	
8	AA 2011 90	Fuse box assy/fuse(hazd sw pigtl)	1	1	1	1	
8	AF 2011 41	Fuse box assembly with fuse	1	1	1	1	
8	AM 2010 60	Fuse box assembly(hazd swpigtail)	1	1	1	1	
8	AA 2011 85	Box assembly with fuse re4s indonesia	1	1	1	1	
9	AN 2010 12	Fuse box assy/fuse	1	1	1	1	
9	AK 2010 12	Fuse - 10a (blade type)	6	6	6	6	
9	DG 2010 84	Fuse :- 30 amps (blade type)	1	1	1	1	
10	39 1681 04	Bolt - flange :- m8	2	2	2	2	
11	BA 1610 29	Packing - battery clamp	1	1	1	1	
12	39 2208 04	Bolt - hexagon head with flange :- m5	1	1	1	1	
13	AM 2010 76	Assembly battery cutoff & cable	1	1	1	1	

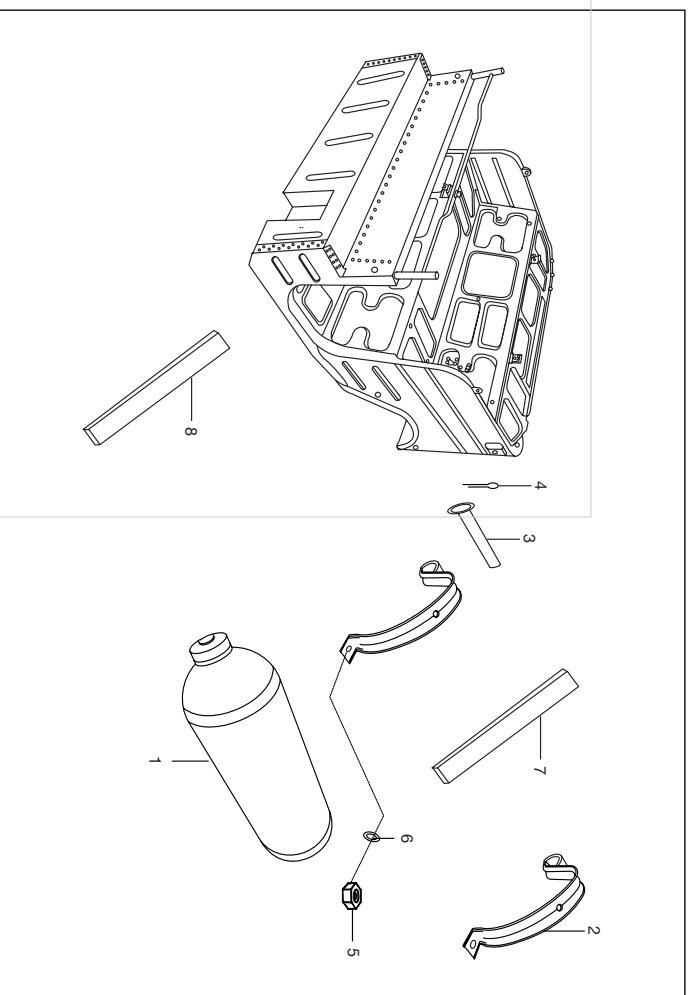


No.	Part No.	Description	QTY/VEH-205		QTY/VEH-205 D		Remarks
			PET	CNG	LPG	PET	
1	AF 2010 36	Assy. regulator	1	1	1	1	
2	39 0198 11	Plain washer	8	8	8	8	
3	39 0263 12	Spring washer	8	8	8	8	
4	39 0291 15	Hex nut	5	5	5	5	
5	AB 2010 76	Assembly D.C.Flasher	1	1	1	1	
6	AA 2010 12	Starter relay	1	1	1	1	
6	AF 2010 01	Relay	1	1	1	1	
7	AA 1111 07	DC ignitor and gas controller	1	1	1	1	
7	AA 1111 10	DC ignitor and gas controller	1	1	1	1	
7	AN 1110 14	DC ignitor and gas controller	1	1	1	1	
8	AL 2010 12	Relay head Lamp	1	1	1	1	
9	AA 1610 60	Plate assy.mtg: electrical units	1	1	1	1	
10	39 0944 04	Bolt	3	3	3	3	
11	AA 1610 80	Cover - plate electrical unit	1	1	1	1	
12	AA 1610 81	Packing - cover	1	1	1	1	
13	39 0239 11	Plain washer	2	2	2	2	
14	39 0732 12	Spring washer	2	2	2	2	
15	39 0696 01	Slotted ch.d.screw	2	2	2	2	
16	AA 1110 92	Starter Motor Assy.	1	1	1	1	

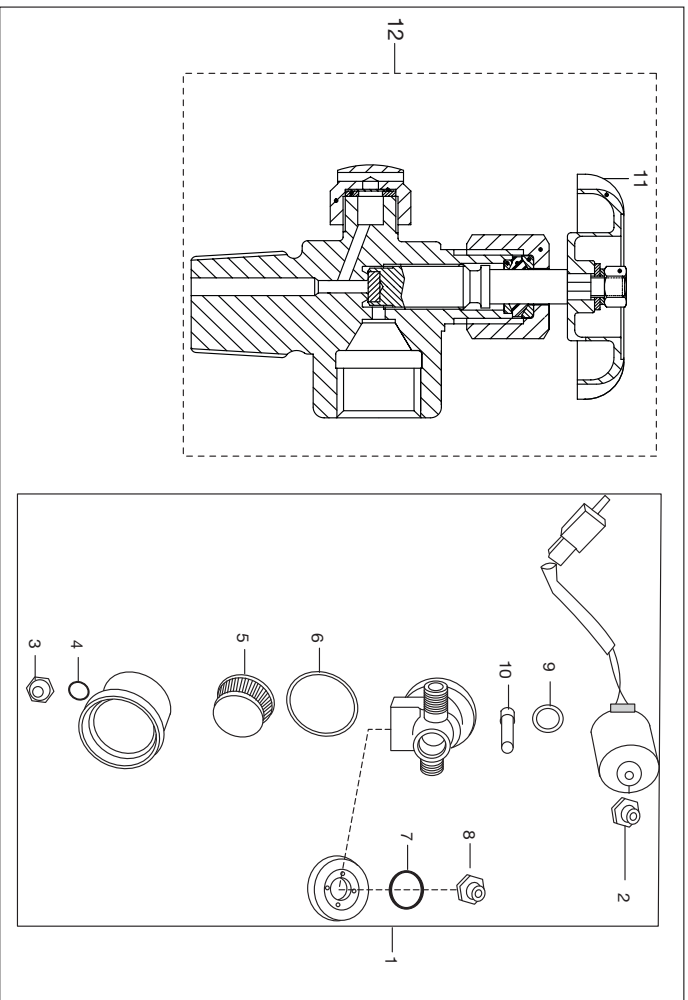
FR.16.11.2011



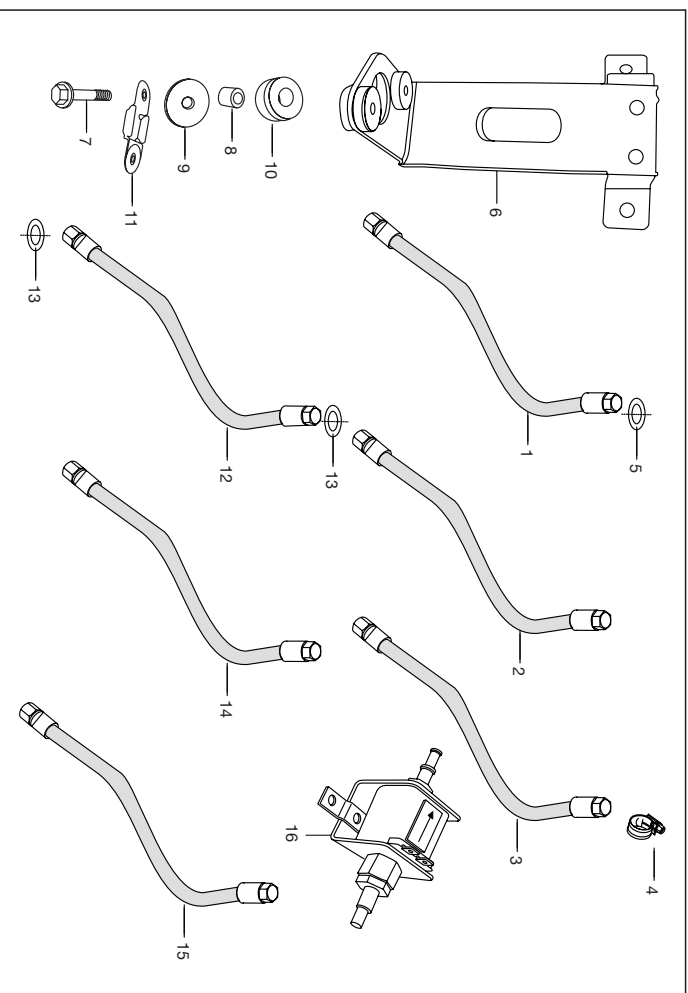
No.	Part No.	Description	QTY/VEH-205		QTY/VEH-205 D		Remarks	
			PET	CNG	LPG	PET		CNG
1	AB 2210 02	Tool kit complete	1	--	--	--	--	
1a	AA 2210 23	Tool kit complete	--	1	1	1	1	
2	AA 2210 05	Mirror assy. LH	1	1	1	1	1	
3	AA 2210 06	Mirror assy. RH	1	1	1	1	1	
4	39 1829 12	Spring washer	2	2	2	2	2	
5	39 0296 15	Hex nut	4	4	4	4	4	



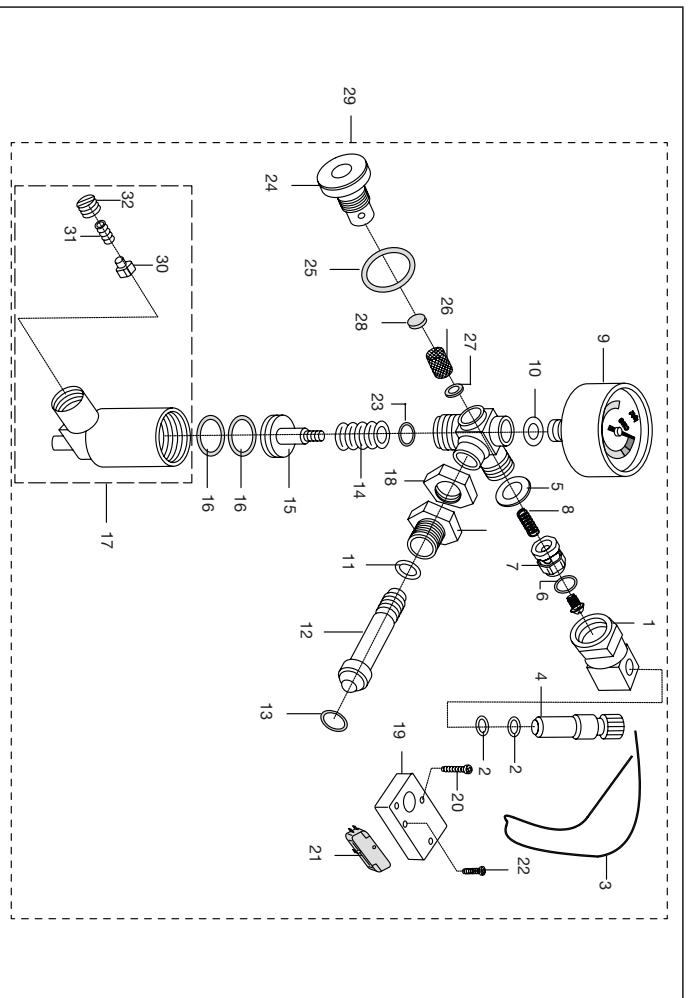
No.	Part No.	Description	QTY/VEH-205		QTY/VEH-205 D		Remarks	
			PET	CNG	LPG	PET		CNG
1	AM 1410 03	LPG cylinder- vanaz-20 ltr.	--	--	1	--	1	
1	AF 1410 59	Cylinder ong wo valve ekc	--	1	--	--	1	
1	AF 1410 54	Cylinder ong wo valve worth	--	1	--	--	1	
1a	AF 1410 30	CNG cylinder - vanaz kit-30 ltr	--	1	--	--	1	NI.-
2	AF 1610 98	Assy strap	2	2	2	--	2	
3	AF 1610 59	Pin for cylinder clamping strip	2	2	2	--	2	
4	39 0146 08	Split pin	2	2	2	--	2	
5	39 0302 15	Hexagon nut (M10 X1.5)	4	4	4	--	4	For clamping cyl.
6	39 02 01 11	Plain washer	4	4	4	--	4	For clamping cyl.
7	AF 1610 97	Beading strap	2	2	2	--	2	
8	AF 1611 00	Packing lower for gas cylinder	--	2	2	--	2	



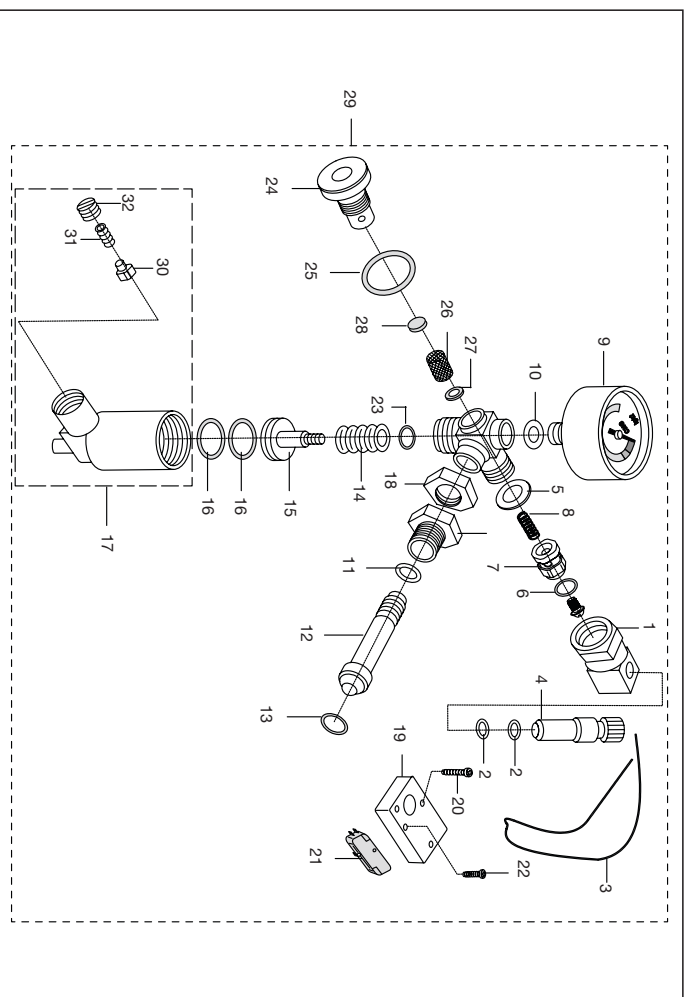
No.	Part No.	Description	QTY/VEH-205		QTY/VEH-205 D		Remarks	
			PET	CNG	LPg	PET		CNG
1	AF 2010 67	Solenoid -CNG paper filter	--	1	--	1	--	
2	AF 1213 27	Lock nut	--	1	--	1	--	
3	AF 1213 16	Drain plug	--	1	--	1	--	
4	AF 1213 17	'O' ring	--	1	--	1	--	
5	AF 1213 19	Paper filter	--	1	--	1	--	
6	AF 1213 20	'O' ring	--	1	--	1	--	
7	AF 1213 22	'O' ring	--	1	--	1	--	
8	AF 1213 23	Bolt	--	1	--	1	--	
9	AF 1213 25	'O' ring	--	1	--	1	--	
10	AF 1213 26	Plunger assembly	--	1	--	1	--	
11	AF 1410 08	Hand wheel	--	1	--	1	--	
12	AF 1410 30	Valve for CNG	--	1	--	1	--	



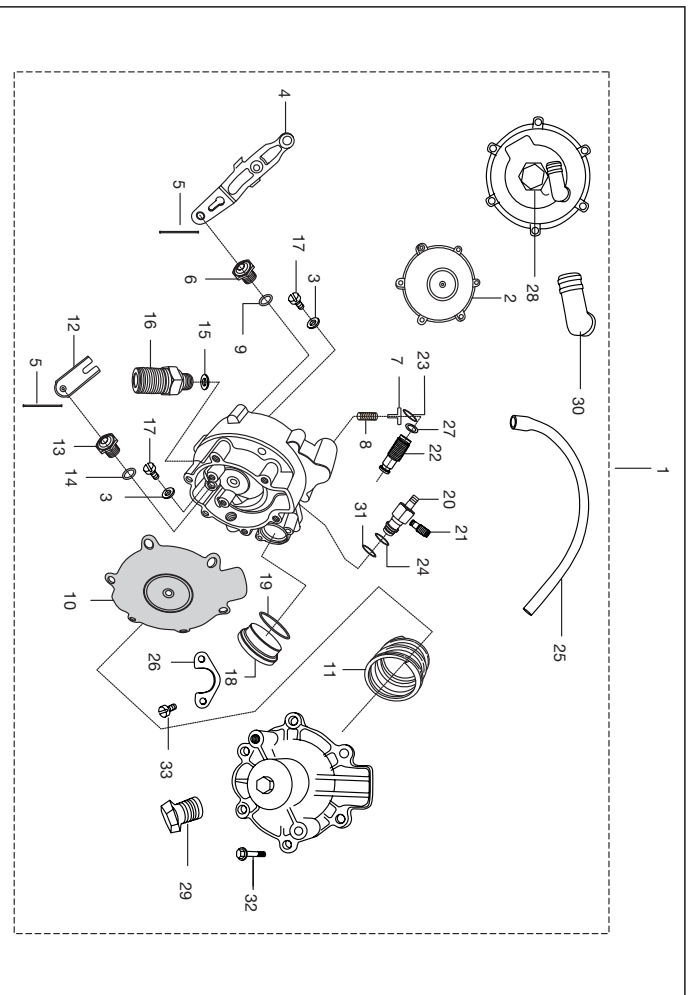
No.	Part No.	Description	QTY/VEH-205		QTY/VEH-205 D		Remarks	
			PET	CNG	LPg	PET		CNG
1	24 1215 00	Hose HPR to solenoid	--	1	--	1	--	
2	24 1214 98	Hose solenoid to LPR	--	1	--	1	--	
3	AF 1214 42	Low pressure hose pipe	--	2	--	1	--	LPR to Mixture
4	24 1213 54	Hose clip	--	4	--	4	--	
5	AF 1210 12	Washer	--	4	--	4	--	
6	24 1614 22	Bracket LPR mounting	--	1	--	1	--	
7	JS 1720 14	Flange screw	--	1	--	2	--	
8	JS 1138 01	Bush LPR	--	2	--	2	--	
9	JS 1138 02	Washer	--	2	--	2	--	
10	DG 1410 19	Damper	--	2	--	2	--	
11	24 1614 23	Guard LPR breather	--	1	--	1	--	
12	AM 1211 05	Assy. flex. hose -1	--	1	--	1	--	Filter to MFV
13	24 1212 44	Washer	--	1	--	2	--	
14	24 1214 34	Assy. hose MFV to LPR	--	1	--	1	--	
15	JS 5812 23	Hose regulator to mixture	--	1	--	1	--	
16	RA 4026 01	Solenoid petrol	--	1	--	1	--	
16a	24 1216 56	Solenoid petrol	--	1	--	1	--	



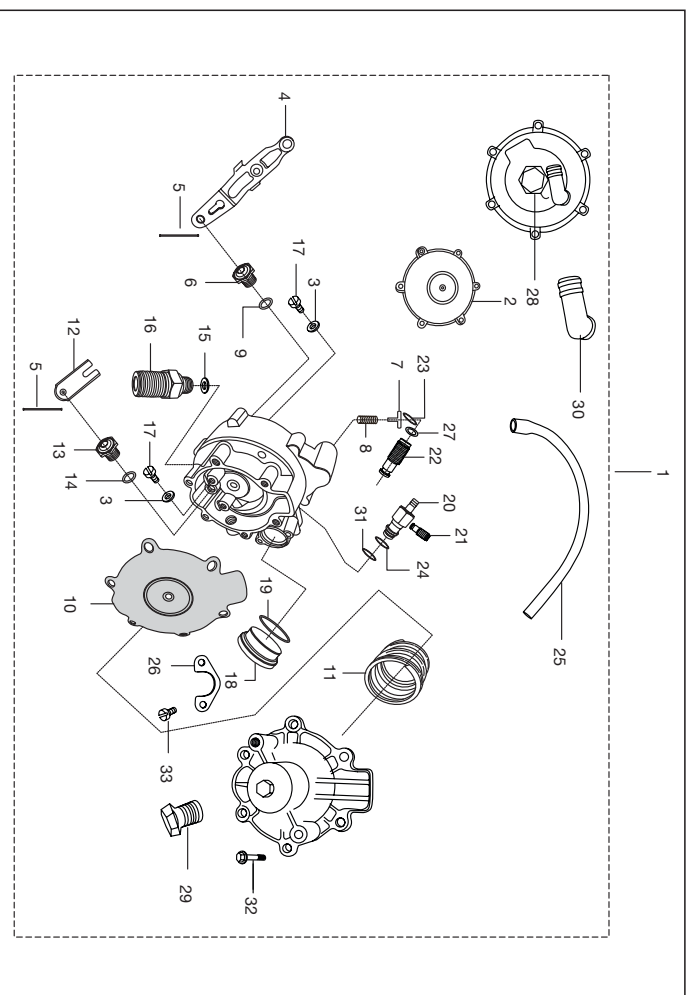
No.	Part No.	Description	QTY/VEH-205			QTY/VEH-205 D			Remarks
			PET	CNG	LPG	PET	CNG	LPG	
1	AF 1210 04	Refueling adaptor	--	1	--	--	1	--	
2	AF 1210 23	'O' ring	--	2	--	--	2	--	
3	AF 1210 24	String	--	1	--	--	1	--	
4	AF 1210 18	Dust plug	--	1	--	--	1	--	
5	AM 1210 25	Washer	--	1	--	--	1	--	
6	AM 1210 26	'O' ring	--	1	--	--	1	--	
7	AF 1210 27	1st stage seat (NRV)	--	1	--	--	1	--	
8	AF 1210 28	Spring	--	1	--	--	1	--	
9	24 2013 33	Pressure gauge	--	1	--	--	1	--	
10	AF 1210 29	Washer	--	1	--	--	1	--	
11	AF 1210 30	Washer	--	1	--	--	1	--	
12	24 1214 56	Connector	--	1	--	--	1	--	
13	AF 1210 32	'O' ring	--	2	--	--	2	--	
14	AF 1210 34	Spring	--	1	--	--	1	--	
15	AF 1211 26	Piston assly.	--	1	--	--	1	--	
16	AF 1210 36	'O' ring	--	2	--	--	2	--	
17	AF 1211 25	1st stage cylinder (SRV) sub assly.	--	1	--	--	1	--	



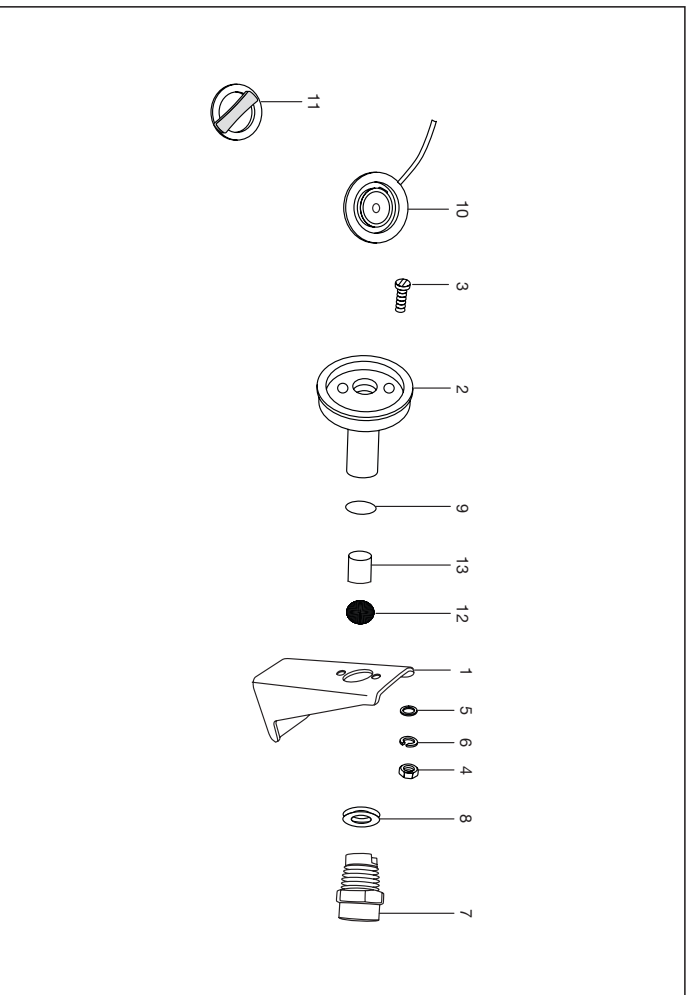
No.	Part No.	Description	QTY/VEH-205			QTY/VEH-205 D			Remarks
			PET	CNG	LPG	PET	CNG	LPG	
18	AF 1210 38	Lock nut	--	1	--	--	1	--	
19	AF 1210 44	Mounting plate	--	1	--	--	1	--	
20	AF 1210 45	Phillips screw	--	2	--	--	2	--	
21	AF 2010 10	Micro switch	--	1	--	--	1	--	
22	AF 1210 46	Phillips screw	--	2	--	--	2	--	
23	AF 1211 04	'O' ring	--	1	--	--	1	--	
24	AF 1211 05	Retainer	--	1	--	--	1	--	
25	AF 1211 06	'O' ring	--	1	--	--	1	--	
26	AF 1211 07	Filter	--	1	--	--	1	--	
27	AF 1211 08	Washer	--	1	--	--	1	--	
28	AF 1210 84	Pad	--	1	--	--	1	--	
29	24 1214 13	First stage reduction unit	--	1	--	--	1	--	
30	AF 1211 27	Pad holder	--	1	--	--	1	--	
31	AF 1210 39	Relief valve spring	--	1	--	--	1	--	
32	AF 1210 40	Adjusting screw	--	1	--	--	1	--	
33	24 1214 16	Elbow	--	1	--	--	1	--	



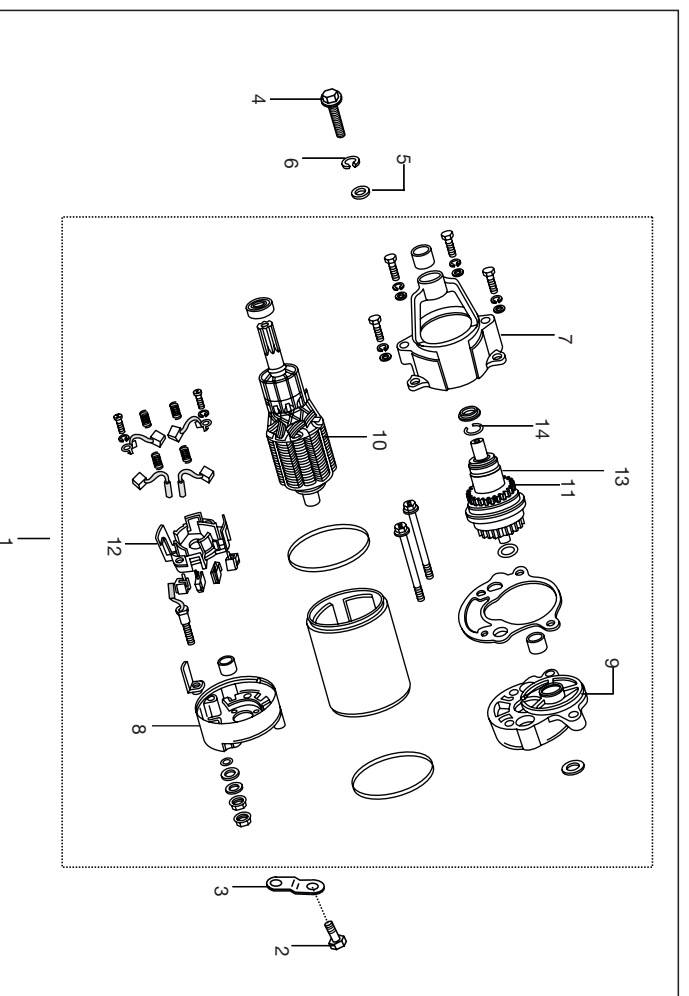
No.	Part No.	Description	QTY/VEH-205		QTY/VEH-205 D		Remarks
			PET	CNG	PET	CNG	
1	AF 1214 27	Regulator CNG	--	1	--	1	
1a	AM 1211 20	Regulator LPG	--	1	--	1	
2	JS 1720 15	Diaphragm-sub assly.	--	1	--	1	
3	JS 1720 38	Washer	--	4	--	4	
4	JS 1720 36	Washer	--	1	--	1	
5	24 1212 99	Lever	--	1	--	1	
6	AF 1214 28	Pin lever	--	2	--	2	
6a	AM 1211 21	Seat	--	1	--	1	
7	JS 1720 35	O-ring	--	1	--	1	
8	24 1213 04	Guide spring	--	1	--	1	
9	24 1213 06	Spring	--	1	--	1	
10	JS 1720 23	Rubber washer	--	1	--	1	
11	JS 1720 27	Diaphragm	--	1	--	1	
11a	24 1215 04	Spring	--	1	--	1	
12	24 1213 12	Lever sub assly	--	1	--	1	
13	24 1213 13	Seat	--	1	--	1	
14	24 1213 14	Rubber washer	--	1	--	1	
15	24 1213 15	Washer copper	--	1	--	1	
16	JS 1720 28	Connector inlet	--	1	--	1	
16a	24 1215 05	Connector inlet	--	1	--	1	



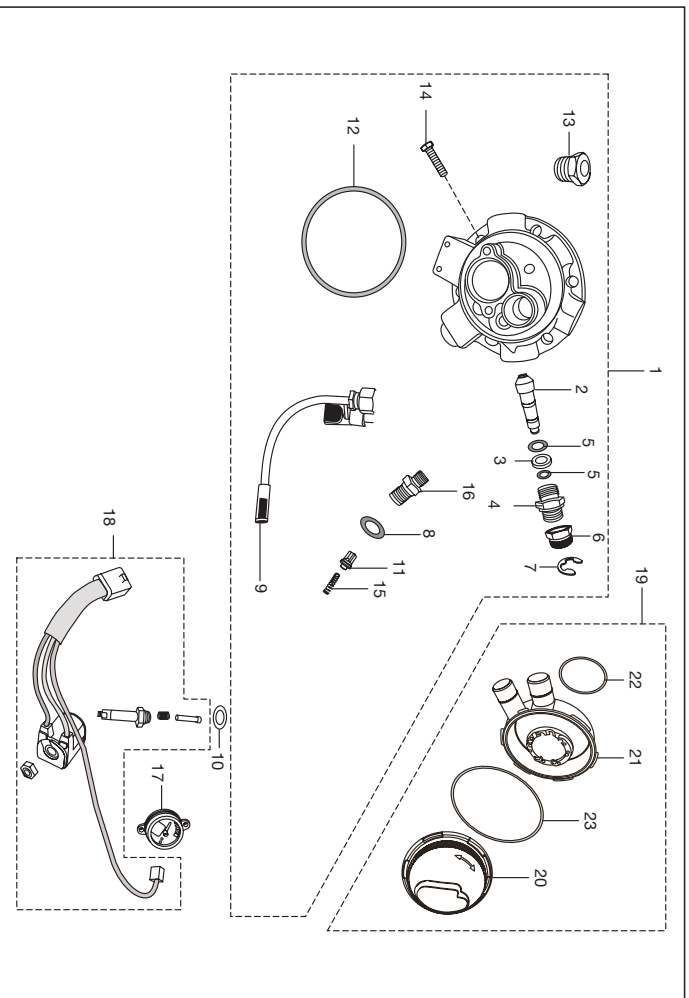
No.	Part No.	Description	QTY/VEH-205		QTY/VEH-205 D		Remarks
			PET	CNG	LPG	PET	
17	JS 1720 29	Screw	--	8	--	8	
18	24 1213 27	Plug	--	1	--	1	
19	24 1213 21	O' ring	--	1	--	1	
20	JS 1720 32	Body -flow control	--	1	--	1	
20a	24 1215 07	Body -flow control	--	1	--	1	
21	JS 1720 30	Screw flow control	--	1	--	1	
21a	24 1215 06	Screw flow control	--	1	--	1	
22	JS 1720 20	Idling screw	--	1	--	1	
23	59 2100 17	O' ring	--	1	--	1	
24	AF 1211 06	O' ring	--	1	--	1	
25	24 1216 49	Breather hose	--	1	--	1	
26	JS 1720 33	Clamp	--	1	--	1	
27	AF 1211 04	O' ring	--	1	--	1	
28	JS 1720 18	Plug	--	1	--	1	
29	JS 1720 26	Breather -I	--	1	--	1	
30	JS 1720 31	Breather -II	--	1	--	1	
31	AM 121089	O' ring	--	1	--	1	
32	JS 1720 19	Flange screw	--	12	--	12	
33	AF 1210 70	Cheese headed screw	--	4	--	4	



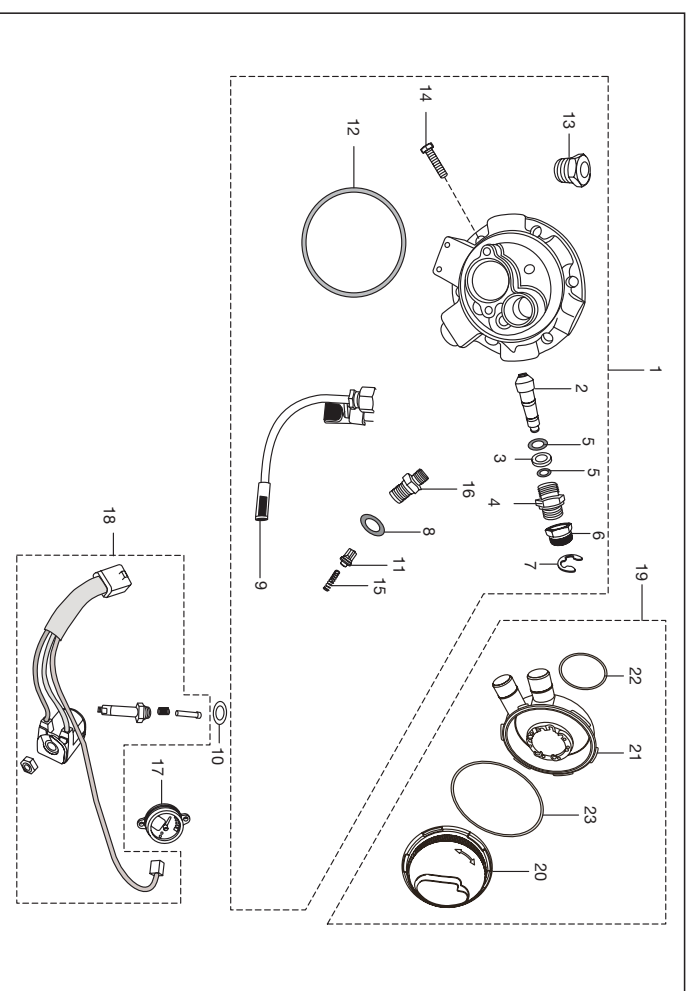
No.	Part No.	Description	QTY/VEH-205		QTY/VEH-205 D		Remarks
			PET	CNG	PET	CNG	
1	24 1214 07	BKT. filling valve	--	--	1	--	1
2	24 1212 45	Filler	--	--	1	--	1
3	59 0100 10	Screw csumnk for filler	--	--	2	--	2
4	AF 1210 57	Nut	--	--	2	--	2
5	AF 1210 58	Washer	--	--	2	--	2
6	AF 1210 49	Spring washer	--	--	2	--	2
7	24 1213 37	Connector for filler	--	--	1	--	1
8	AF 1210 85	Washer	--	--	1	--	1
9	CX 1410 46	'O' ring	--	--	1	--	1
10	24 1213 94	Cap	--	--	1	--	1
11	24 1213 93	Knob	--	--	1	--	1
12	CX 1410 44	Steel ball	--	--	1	--	1
13	CX 1410 45	Spacer	--	--	1	--	1



No.	Part No.	Description	QTY/VEH-205		QTY/VEH-205 D		Remarks
			PET	CNG	PET	CNG	
1	AA 1110 92	Starter motor Varroc make	1	1	1	1	
2	39 1791 04	Flange bolt	1	1	1	1	
3	AA 1110 55	Support bracket assly.	1	1	1	1	
4	39 2234 04	Hex flange bolt	3	3	3	3	
5	39 0198 11	Plain washer	2	2	2	2	
6	39 1826 12	Spring washer	2	2	2	2	
7	AA 1110 93	Drive end bracket	1	1	1	1	
8	AA 1110 79	Rear end cover	1	1	1	1	
9	AA 1110 81	Intermediate bracket Assly	1	1	1	1	
10	AA 1110 82	Armature assly.	1	1	1	1	
11	AA 1110 94	Gear shaft assly.(exend casting)	1	1	1	1	
12	AA 1110 95	Gear shaft unit(exend casting)	1	1	1	1	
13	AA 1110 85	Brush box assly.	1	1	1	1	
14	AA 1110 86	Sprling pinion retuen circlip -drive assembly	1	1	1	1	
15	AA 1110 87	Bracket end cover	1	1	1	1	



No.	Part No.	Description	QTYV/EH-205		QTYV/EH-205 D		Remarks
			PET	CNG	PET	CNG	
1	AU 1720 02	Multi valve - assly vanaz	1	..	1
2	36 2440 05	Spindle with pad	1	..	1
3	AF 1210 69	Washer	1	..	1
4	24 1212 66	Retainer - MV	1	..	1
5	59 2100 13	'O' Ring	2	..	2
6	24 1212 67	Knob - M/FV	1	..	1
7	59 1700 07	Crclip- external	1	..	1
8	AU 1720 65	'O' ring - M/FV	1-	..	1-
9	24 1212 68	Filter	1	..	1
10	59 2100 15	'O' ring M-V solenoid	1	..	1
11	36 2440 04	NRV sub assly	1	..	1
12	24 1212 83	'O' ring	1	..	1
13	AU 1720 52	Plug fusible	1	..	1
14	AU 1720 74	Allen screw	6	..	6
15	24 1212 90	Spring conical	1	..	1



No.	Part No.	Description	QTYV/EH-205		QTYV/EH-205 D		Remarks
			PET	CNG	PET	CNG	
16	AU 1720 66	Inlet connector	1	..	1
17	AU 4026 01	Gauge content	1	..	1
18	AU 4030 01	Solenoid coil assly	1	..	1
19	24 1214 18	Assly seal box	1	..	1
20	24 1212 49	Case upper	1	..	1
21	AU 1720 34	Lower case	1	..	1
22	59 2100 12	'O' ring bottom	1	..	1
23	24 1212 50	'O' ring upper	1	..	1

With harness

Part No.	Figure No.	Page No.
1100342	9	49
1100612	10	6
1100711	7	14
1100712	7	14
1100713	7	14
1100714	7	14
1110367	4	26
1140116	7	72
1160509	6	27
1160509	4	40
1160717	16	73
1170119	11	59
1180123	8	13
1190205	9	66
1200213	5	81
3100335	13	1
3170109	5	36
3170109	2	59
3180116	29	17
3190206	10	66
5101051	7	20
5101083	4	15
5151012	8	20
5151012	4	48
5161256	4	54
5190301	4	41
6160712	13	40
6160713	14	40
6180303	13	50
6180303	13	51
6191089	6	66
6201082	9	82
6201082	3	84
6201083	10	82
6201083	2	84
6201083	4	85
6201396	2	81
13101024	12	8

Part No.	Figure No.	Page No.
13101031	10	7
13101165	2	23
15101171	5	14
19161151	15	44
21100711	6	14
21101427	27	17
21101429	30	17
21150422	10	70
21160417	7	24
21170416	4	90
21170419	12	1
21180207	5	64
21180307	14	64
21180308	16	65
22101115	32	18
22101423	25	17
22131014	5	19
22131018	4	19
22150435	13	70
22150507	2	48
22151106	13	47
22151106	1	56
22160805	2	40
22161193	3	40
22161195	4	44
22161202	12	40
22161221	8	74
22161238	8	85
22170115	24	75
22170115	6	59
22170117	7	59
22170118	12	59
22170345	13	19
22170434	11	47
22171007	8	49
22180219	2	64
22181025	1	64
22181044	14	50

Part No.	Figure No.	Page No.
22191097	6	41
22191096	5	41
22200161	6	44
22200521	4	84
22230140	9	72
22230635	11	74
22231142	5	74
22231155	2	77
22231258	2	74
22231280	7	74
23161305	26	17
23161305	9	36
24101177	31	18
24101414	37	18
24101417	18	17
24101419	19	17
24101421	35	18
24101422	22	17
24101572	39	18
24101616	20	17
24121069	2	28
24121244	13	93
24121245	2	99
24121249	20	101
24121250	23	101
24121266	4	100
24121267	6	100
24121268	9	100
24121283	12	100
24121290	15	100
24121299	5	97
24121304	8	97
24121306	9	97
24121312	12	97
24121313	13	97
24121314	14	97
24121315	15	97
24121321	19	98

Part No.	Figure No.	Page No.
24121327	18	98
24121337	7	99
24121354	4	93
24121361	5	28
24121393	11	99
24121394	10	99
24121407	1	99
24121413	29	96
24121416	8	22
24121416	33	96
24121418	19	101
24121434	14	93
24121456	12	95
24121498	2	93
24121500	1	93
24121504	11	97
24121505	16	97
24121506	21	98
24121507	20	98
24121649	25	98
24121652	8	37
24121652	5	39
24121656	6	39
24121656	16	93
24130105	7	3
24130105	4	20
24130111	3	19
24130209	7	36
24131001	6	36
24131007	3	36
24131008	4	36
24131009	8	19
24131032	6	19
24131074	10	46
24141094	1	39
24141109	8a	37
24141115	9	37

Part No.	Figure No.	Page No.
24141125	4	39
24141130	13	37
24141131	15	37
24141132	16	38
24141133	17	38
24141134	20	38
24141135	21	38
24141136	18	38
24141137	19	38
24141138	3	37
24141139	4	37
24141140	5	37
24141148	30	38
24141149	1	37
24141150	6	37
24150406	11	70
24150407	12	70
24151059	7	71
24151060	7	71
24151061	1	48
24151067	5	48
24151068	6	48
24151069	7	48
24151079	18	69
24151087	2	68
24151090	4	68
24151093	8	68
24151094	3	68
24151095	13	69
24151097	9	68
24151098	10	68
24151107	2	63
24151108	3	63
24151113	5	63
24151114	6	63
24151119	1	61
24151120	1	61
24151133	4	61

Part No.	Figure No.	Page No.
24151134	5	61
24151135	6	61
24151136	3	61
24151137	7	61
24151138	8	61
24151145	8	48
24151146	10	48
24151147	11	48
24151154	9	48
24151163	1	63
24151164	4	63
24151168	14	62
24151169	9	61
24151170	10	61
24151171	11	62
24151172	12	62
24151173	13	62
24151174	2	61
24151175	14	62
24151176	9	61
24151178	2	61
24151179	14	62
24151180	9	61
24151181	10	61
24151182	13	62
24160924	8	24
24161003	5	24
24161297	2	37
24161297	2	39
24161312	11	44
24161319	38	18
24161324	29	38
24161363	6	40
24161367	7	42
24161368	18	43
24161369	22	43
24161370	21	43
24161371	10	42

Part No.	Figure No.	Page No.
24161373	9	42
24161422	6	93
24161423	11	93
24161443	18	52
24161446	19	45
24161483	23	45
24170425	7	46
24170427	9	46
24170505	8	47
24170507	4	47
24170508	7	47
24171024	11	49
24171049	2	47
24171055	9	47
24171066	12	46
24171075	12	47
24171094	1	47
24171118	10	47
24171120	1	49
24171121	2	49
24171129	17	60
24171133	1	61
24171136	1	59
24171137	3	56
24181032	12	50
24181032	12	51
24181033	6	51
24181033	6	50
24181034	2	51
24181034	2	50
24181039	17	65
24181043	1	50
24181046	7	51
24181047	11	51
24181053	10	44
24190224	9	44
24191098	3	66
24191099	12	66

Part No.	Figure No.	Page No.
24191100	2	66
24191100	4	66
24191101	4a	66
24191105	8	66
24191108	1	41
24191110	5	71
24191111	4	71
24191136	24	38
24191137	25	38
24191144	17	45
24201333	9	95
24201408	23	75
24201416	14	86
24201421	19	87
24201442	19	65
24201443	20	65
24211009	16	78
24230176	15	72
24230185	9	79
24230198	13	72
24230401	1	77
24231090	6	79
24231091	7	79
24231146	6	78
24231157	10	79
24231245	14	72
24231340	1	74
24231360	17	73
24231380	16	40
24231452	3	74
24231484	4	74
24231499	18	73
24231547	3	77
24231548	3	77
24231565	1	78
24231566	11	78
24161484	24	45

Part No.	Figure No.	Page No.
25201009	4	81
25231062	1	79
25231064	5	79
28101022	10	32
28101038	7	13
28101057	13	8
28101080	26	2
28101110	12	6
28101118	19	7
28101119	4	7
28101125	15	8
28101129	7	8
28101141	21	2
28101141	15	20
28101167	2	9
30101053	5	16
30101197	8	12
30151039	2	20
30201084	7	41
30211005	11	34
31101018	6	8
31101019	5	8
31101020	8	8
31101022	4	8
31101141	9	11
31101173	4	6
31121041	15	31
33141007	10	37
33141007	9	39
33141008	10	37
33141008	10	39
35161060	16	43
35161060	17	83
35171033	8	57
36244004	11	100
36244005	2	100
36AA4012	7	28
36AA4013	4	28

Part No.	Figure No.	Page No.
39007104	15	52
39000101	2	56
39000101	22	60
39000601	6	81
39001201	14	42
39004401	10	72
39006204	9	30
39006204	10	40
39007104	10	54
39007104	4	64
39007104	19	75
39007104	11	76
39007104	8	79
39007404	9	74
39008004	5	23
39008004	7	53
39008504	13	74
39008504	6	76
39009604	3	72
39011904	3	46
39014608	23	17
39014608	7	67
39014608	4	91
39014708	4	67
39014708	8	72
39015608	15	40
39019210	6	64
39019711	15	15
39019711	5	26
39019711	4	27
39019711	7	40
39019711	20	75
39019711	3	78
39019711	2	79
39019711	10	86
39019811	14	24
39019811	15	64
39019811	2	89

Part No.	Figure No.	Page No.
39019911	6	67
39019911	4	72
39020011	15	16
39020011	15	69
39020111	6	91
39020111	7	23
39020111	3	24
39020111	8	64
39020811	3	67
39021111	5	40
39021111	13	78
39021311	6	13
39021911	9	15
39021911	3	22
39021911	3	54
39021911	7	7
39023011	23	73
39023011	8	78
39023011	12	79
39023911	13	89
39024011	10	16
39024211	15	42
39024211	14	83
39024811	9	24
39025111	6	24
39025811	14	74
39025811	7	76
39026112	20	60
39026212	6	26
39026212	8	40
39026212	2	41
39026212	21	75
39026212	3	79
39026212	11	86
39026312	15	24
39026312	11	40
39026312	9	53
39026312	15	55

Part No.	Figure No.	Page No.
39026312	3	89
39026412	5	72
39026512	12	19
39026512	16	69
39026512	9	78
39026912	13	49
39028715	10	74
39029115	20	35
39029115	9	40
39029115	13	42
39029115	10	71
39029115	12	72
39029115	16	75
39029115	22	75
39029115	5	78
39029115	4	79
39029215	4	89
39029215	10	12
39029215	11	36
39029215	4	53
39029215	15	78
39029315	6	72
39029415	3	68
39029415	10	78
39029415	14	79
39029615	8	56
39029615	21	17
39029615	2	24
39029615	14	56
39029615	4	57
39029615	10	64
39029615	6	90
39030115	9	56
39030215	5	91
39030315	14	49
39031015	17	69
39031215	6	23
39031215	12	55

Part No.	Figure No.	Page No.
39032615	11	66
39034217	10	49
39034217	5	59
39034217	9	59
39042606	6	15
39042606	1	21
39042706	10	3
39043501	14	16
39043501	9	19
39046715	3	47
39046715	6	47
39050504	2	54
39050809	5	1
39054311	10	56
39054311	21	60
39055011	2	15
39055717	13	9
39066301	12	42
39068205	9	1
39069415	3	48
39069415	19	60
39069601	15	89
39069705	18	35
39071111	13	23
39073212	14	89
39074011	18	58
39074501	15	1
39074601	14	8
39074701	12	3
39074701	7	22
39075801	16	15
39075801	4	82
39076101	7	26
39076101	8	68
39078912	13	56
39078912	3	57
39078912	18	60
39079815	3	23

Part No.	Figure No.	Page No.
39079815	28	38
39079815	7	85
39079908	11	16
39080411	12	15
39081715	9	85
39081715	4	88
39083001	16	83
39083415	9	7
39083415	2	22
39083415	16	23
39083415	16	25
39085517	4	32
39089704	14	23
39089704	9	27
39089704	10	36
39092101	23	38
39092101	11	82
39093915	15	57
39094404	10	89
39097315	10	8
39098004	8	10
39099906	8	32
39100006	17	2
39100006	3	4
39100006	4	5
39100006	18	7
39100006	11	20
39101321	6	1
39101321	7	32
39102401	9	8
39103309	6	11
39103519	3	8
39104619	5	15
39105315	11	6
39105411	11	56
39105411	2	57
39105711	10	11
39106204	13	4

Part No.	Figure No.	Page No.
39106204	3	9
39106504	9	4
39107504	18	2
39107504	11	3
39107504	10	26
39107504	5	32
39107601	20	45
39107901	13	24
39107901	14	55
39107901	10	55
39118011	10	46
39118215	11	15
39119704	8	15
39121111	8	53
39121111	14	54
39121420	11	1
39122411	11	69
39126421	5	7
39127121	12a	57
39128321	13	7
39132420	3	3
39135001	3	41
39137704	11	24
39137704	7	64
39138904	34	18
39138904	13	69
39143520	4	3
39143520	3	20
39144101	9	12
39147817	7	5
39153721	7	4
39153721	14	20
39155304	8	34
39155604	12	37
39155604	8	39
39155704	9	86
39155804	18	25
39156421	12	57
39157311	9	34

Part No.	Figure No.	Page No.
39157511	3	32
39158211	8	16
39158211	12	69
39158721	1	36
39163015	24	2
39165721	12	32
39165721	15	32
39166311	4	70
39166311	6	70
39167204	12	34
39167204	15	34
39167204	22	35
39167304	18	33
39167304	27	38
39167404	17	7
39167404	10	9
39167404	6	32
39167604	19	2
39168004	7	54
39168004	10	85
39168104	22	73
39168104	10	88
39169801	15	76
39169801	13	82
39170207	5	67
39171619	6	3
39171905	8	1
39172104	11	3
39172711	17	4
39173719	16	55
39174419	11	12
39175315	7	70
39176511	16	52
39177102	26	45
39177304	13	44
39179021	3	5
39179021	9	9

Part No.	Figure No.	Page No.
39179021	10	9
39179611	22	2
39179611	16	20
39182612	8	7
39182612	10	15
39182612	4	22
39182612	15	23
39182612	11	26
39182712	5	47
39182812	16	17
39182812	13	79
39182912	4	23
39182912	4	24
39182912	11	55
39182912	9	64
39182912	5	90
39183012	5	27
39183012	17	52
39183012	3	64
39183012	11	72
39183012	15	74
39183012	4	78
39183012	14	78
39183911	5	82
39185604	3	53
39186919	6	20
39187019	9	3
39187019	5	20
39187105	6	7
39188515	8	6
39190701	22	38
39191719	8	3
39192707	5	6
39193815	10	10
39194404	13	54
39195504	12	54
39196304	10	4
39197215	17	35

Part No.	Figure No.	Page No.
39200811	11	11
39203804	6	12
39203804	13	55
39217617	9	16
39220804	21	73
39220804	12	88
39224020	3	55
39229515	8	30
39229515	13	64
39236220	4	59
39237423	8	44
39234501	25	35
39235717	16	60
39237323	5	44
39239304	1	24
39246417	5	55
39247915	24	73
39248104	7	78
39248415	7	34
39248415	14	44
39248415	5	54
39248415	8	76
39248415	12	76
39250823	7	44
39251604	16	58
39252820	2	3
39253404	18	55
39255020	3	59
39270704	10	23
39271115	26	38
52240395	11	79
59010007	2	42
59010010	3	99
59040029	12	36
59050001	2	7
59120003	10	6
59170007	7	100
59200012	7	49

Part No.	Figure No.	Page No.
59210012	22	101
59210013	5	100
59210015	10	100
59210017	23	98
59210022	11	32
AA101004	14	1
AA101009	3	11
AA101013	9	5
AA101033	6	1
AA101050	1	14
AA101051	2	14
AA101052	3	14
AA101053	4	14
AA101054	4	13
AA101055	9	14
AA101057	10	19
AA101058	11	19
AA101061	9	13
AA101073	2	12
AA101076	6	4
AA101077	8	4
AA101084	11	15
AA101108	5	13
AA101122	1	16
AA101123	2	1
AA101124	4	1
AA101135	6	9
AA101137	11	8
AA101138	6	6
AA101139	7	6
AA101142	5	11
AA101143	10	1
AA101145	7	1
AA101150	1	22
AA101156	12	14
AA101156	6	16
AA101168	7	12
AA101194	10	24

Part No.	Figure No.	Page No.
AA101207	4	11
AA101209	4	16
AA101212	5	21
AA101213	12	11
AA101215	3	16
AA101220	12	26
AA101221	25	2
AA101228	1A	9
AA101230	14	9
AA101249	3	1
AA101258	14	15
AA101260	7	15
AA101261	1	15
AA101262	6	22
AA101277	28	17
AA101283	8	23
AA101286	2	16
AA101288	7	16
AA101289	13	16
AA101291	24	17
AA101295	2	13
AA101297	12	16
AA101322	8	22
AA101328	20	2
AA101329	33	18
AA101330	36	18
AA101337	12	4
AA101345	9	6
AA101364	7	10
AA101384	9	26
AA101385	5	22
AA101392	10	14
AA101396	2	4
AA101400	7	11
AA101401	8	11
AA101424	3	6
AA101424	2	32
AA101468	15	4

Part No.	Figure No.	Page No.
AA101470	2	10
AA101471	3	10
AA101472	5	10
AA101473	6	10
AA101474	9	10
AA101475	16	4
AA101478	4	10
AA101479	3	12
AA101481	1	12
AA101484	5	4
AA101484	4	12
AA101484	4	12
AA101491	5	12
AA101499	13	6
AA101512	9	22
AA101540	1	9
AA101548	9	32
AA101555	8	14
AA101564	4	9
AA101565	5	9
AA101567	1	13
AA101569	11	9
AA101570	6	21
AA101571	17	17
AA101573	7	9
AA101577	16	7
AA101578	1	23
AA101579	9	23
AA101585	12	23
AA101588	11	14
AA101589	2	6
AA101590	2	11
AA101592	1	11
AA101593	1	10
AA101594	12	7
AA101595	16	35
AA101597	19	35
AA101598	1	10
AA101599	1	11

Part No.	Figure No.	Page No.
AA101601	2	11
AA101602	2	6
AA101604	7	9
AA101605	11	23
AA101614	1	20
AA101622	12	9
AA101623	4	34
AA101624	5	34
AA101628	21	35
AA101686	1a	22
AA111052	8	26
AA111058	8	27
AA111074	2	27
AA111075	1	27
AA111076	3	27
AA111077	7	27
AA111092	16	89
AA111107	7	89
AA121006	13	32
AA121010	17	33
AA121060	1	32
AA121071	16	31
AA121126	1	30
AA121127	13	30
AA121128	10	30
AA121135	1	34
AA121136	14	34
AA121137	15	29
AA121142	1	28
AA131002	1	19
AA131004	13	36
AA131017	13	20
AA131025	2	36
AA131033	2	19
AA131039	2	46
AA131049	12	20
AA141046	17	29
AA141057	7	39

Part No.	Figure No.	Page No.
AA141059	7	37
AA151036	1	70
AA161060	9	89
AA161073	17	25
AA161080	11	89
AA161081	12	89
AA161105	1	40
AA161166	21	45
AA161177	1	44
AA161179	16	45
AA171006	3	49
AA171007	4	49
AA171008	6	49
AA171009	5	49
AA171011	12	49
AA171015	1a	49
AA171017	2a	49
AA181014	26	73
AA181019	10	44
AA191032	7	66
AA191051	6	41
AA191068	8	71
AA191071	4	42
AA191073	2	71
AA191077	3	71
AA201235	1	80
AA201242	1e	80
AA201012	6	89
AA201041	13	15
AA201090	6	85
AA201091	1	84
AA201093	1	84
AA201148	15	79
AA201161	2	85
AA201170	2	85
AA201190	8	88
AA201195	8	86
AA201226	1	85

Part No.	Figure No.	Page No.
AA201227	5	85
AA201236	2	80
AA201239	8	86
AA201241	1	85
AA221005	2	90
AA221006	3	90
AA221023	1	90
AA231011	2	72
AA231026	3	76
AA231062	1	74
AA231110	12	78
AA231117	27	73
AA231140	1	78
AA231141	16	78
AA231142	7	30
AA231154	20	31
AA231190	1	72
AA251001	14	36
AA251003	15	36
AA231022	2	76
AB101014	16	2
AB101067	3	13
AB101084	4	4
AB101100	12	12
AB121017	19	31
AB151007	4	68
AB151014	2	70
AB151048	3	70
AB151049	2	67
AB151051	5	70
AB151052	8	70
AB151054	5	68
AB151069	2	68
AB151071	7	68
AB151072	6	68
AB151073	9	68
AB151074	10	68
AB151104	5	68

Part No.	Figure No.	Page No.
AB151105	6	68
AB151126	1	67
AB161159	5	53
AB161182	2	53
AB161183	11	53
AB161186	6	53
AB161188	1	53
AB171013	5	56
AB171014	6	56
AB171015	7	56
AB171016	4	56
AB171016	9	57
AB171016	15	59
AB171020	13	59
AB171022	14	59
AB171023	12	56
AB171031	10	59
AB171034	3	50
AB181011	3	51
AB181011	4	50
AB181012	4	51
AB181012	8	50
AB181017	8	51
AB181017	7	50
AB181019	9	50
AB181019	9	51
AB181019	10	50
AB181020	10	51
AB181021	11	50
AB181022	11	64
AB181023	12	64
AB181033	5	51
AB181033	5	59
AB181037	8	53
AB201065	10	81
AB201068	3	81
AB201072	1	87
AB201076	16	87

Part No.	Figure No.	Page No.
AB201076	5	89
AB201077	17	87
AB221002	1	90
AB231008	18	75
AB231008	10	76
AB231009	17	75
AB231009	9	76
AC201020	2	85
AC201021	3	85
AE131003	8	36
AF101016	1	1
AF111012	1	27
AF121012	5	93
AF121018	4	95
AF121024	3	95
AF121025	5	95
AF121027	7	95
AF121028	8	95
AF121029	10	95
AF121030	11	95
AF121032	13	95
AF121034	14	95
AF121038	18	96
AF121039	31	96
AF121040	32	96
AF121044	19	96
AF121045	20	96
AF121046	22	96
AF121049	6	99
AF121057	4	99
AF121058	5	99
AF121069	3	100
AF121070	33	98
AF121084	28	96
AF121085	8	99
AF121104	23	96
AF121104	27	98
AF121105	24	96

Part No.	Figure No.	Page No.
AF121106	25	96
AF121106	24	98
AF121107	26	96
AF121108	27	96
AF121125	17	95
AF121126	15	95
AF121127	30	96
AF121316	3	94
AF121317	4	94
AF121319	5	94
AF121320	6	94
AF121322	7	94
AF121323	8	94
AF121325	9	94
AF121327	2	94
AF121326	10	94
AF121418	10	30
AF121422	1	28
AF121427	1	95
AF121427	1	97
AF121428	6	95
AF121428	6	97
AF121442	3	93
AF121445	10	28
AF121447	9	28
AF121449	8	28
AF121459	11	29
AF121460	18	29
AF121462	19	29
AF121463	4	28
AF121464	7	28
AF121465	16	33
AF121479	13	30
AF121480	17	31
AF141008	1	92
AF141030	1	91
AF141030	2	92
AF151005	1	70

Part No.	Figure No.	Page No.
AF161059	3	91
AF161094	1	88
AF161097	7	91
AF161098	2	91
AF161100	8	91
AF181015	10	44
AF191006	1	71
AF191007	1	71
AF201094	12	86
AF201010	21	96
AF201036	1	89
AF201053	15	86
AF201067	1	94
AF201081	20	73
AF201082	13	86
AF201089	15	86
AF201133	8	88
AF201144	20	43
AF201146	18	87
AF201162	1	80
AF201163	2	80
AF201168	1	80
AF231073	19	73
AF231078	11	78
AF231079	12	78
AF231153	1	72
AF231158	2	44
AF231159	2	44
AK201012	9	88
AL121062	2	30
AL121068	4	30
AL121069	5	30
AL121070	6	30
AL121071	3	30
AL151011	8	55
AL151012	9	55
AL151089	7	55
AL151171	1	68

Part No.	Figure No.	Page No.
AL151172	1	68
AL151186	3	70
AL161172	11	42
AL161179	12	44
AL161191	15	83
AL161226	8	54
AL161229	9	54
AL161232	14	76
AL161374	18	83
AL161385	8	42
AL161498	19	43
AL161518	19	83
AL171047	1	57
AL171048	7a	57
AL171049	10a	57
AL171050	13a	57
AL171051	14	57
AL171058	11	57
AL171065	8	46
AL171067	19	58
AL171081	10	57
AL171091	6	57
AL171093	5	57
AL171095	7	57
AL171104	13	57
AL181012	14	52
AL191026	11	71
AL191039	9	71
AL191043	1	42
AL201012	6	88
AL201012	8	89
AL201017	8	82
AL201031	24	43
AL201032	3	82
AL201043	6	82
AL201044	7	82
AL201051	8	82
AL201060	4	86

Part No.	Figure No.	Page No.
AL201061	1	86
AL201062	3	86
AL201065	1	82
AL201066	1	82
AL201086	5	86
AL201087	2	86
AL201100	17a	43
AL201106	17	43
AL241023	4	76
AL241025	1	74
AL241105	1	76
AL241285	12	74
AL241285	5	76
AM101009	1	1
AM121077	11	30
AM121089	31	98
AM121105	12	93
AM121112	1	28
AM121114	10	30
AM121115	13	30
AM121120	2	95
AM121120	1	97
AM121121	6	95
AM121121	6A	97
AM121123	17	31
AM121135	4	28
AM121136	7	28
AM141003	1	91
AM141004	3	39
AM161044	1	44
AM161046	1	44
AM201060	8	88
AM201063	20	43
AM201075	3	80
AM201076	13	88
AM201077	1	80
AM201078	2	80
AM201083	1	80

Part No.	Figure No.	Page No.
AM231035	3	44
AM231036	3	44
AN101006	8	5
AN101007	2	5
AN101009	1	8
AN101010	2	8
AN101012	3	7
AN101013	1	7
AN101033	13	3
AN101070	23	2
AN101070	13	3
AN101083	14	4
AN101109	1	4
AN101122	5	5
AN101123	1	5
AN101124	6	5
AN101259	5	5
AN111014	7	89
AN121056	11	30
AN121081	14	32
AN121082	19	33
AN121111	6	34
AN131032	4	21
AN131033	3	21
AN131039	2	21
AN161074	3	88
AN161075	5	88
AN201012	8	88
AP101268	5	3
AP151002	2	55
AP151017	2	61
AP151019	1	55
AP151022	17	55
AP151025	4	55
AP151026	6	55
AP151029	1	67
AP151030	1	61
AP161035	18	45

Part No.	Figure No.	Page No.
AP161038	1	54
AP161047	17	65
AP161048	1	64
AP161054	2	78
AP171001	17	58
AP181009	17	65
AP181012	1	51
AP181016	1	51
AP191021	5	42
AP201012	7	86
AP201037	7	88
AP201057	23	75
AP201057	13	76
AP220100	11	54
AP231021	25	73
AS220001	22	45
AS230006	3	77
AS230007	3	77
AT601203	2	34
AU172002	1	100
AU172034	21	101
AU172052	13	100
AU172065	8	100
AU172066	16	101
AU172074	14	100
AU402601	17	101
AU403001	18	101
AZ161000	16	45
AZ172008	16	95
AZ351000	1	26
AZ351001	2	26
AZ351002	3	26
AZ581009	12	30
BA102160	12	24
BA122003	14	37
BA122005	11	37
BA122062	18	31
BA132141	3	15

Part No.	Figure No.	Page No.
BA132171	1	46
BA132172	4	46
BA132173	5	46
BA132239	6	46
BA132242	6	46
BA161029	11	88
BA161134	14	69
BA171005	7	47
BA171009	1	47
BA191029	8	67
BA191051	4a	71
BA191052	5a	71
BA231058	2	72
BB131024	13	46
BB131040	14	46
BB131150	15	46
BB201030	2	88
BG113802	12	82
BG113803	12	82
BG131802	6	71
BG151001	1	66
BG231201	6	54
BG401401	6	86
CB121046	13	29
CB161105	25	45
CE181015	6	42
CL201023	2	82
CM191049	5	66
CM201054	3	42
CS141005	12	39
CS141006	11	39
CX141044	12	99
CX141045	13	99
CX141046	9	99
DD101521	14	7
DD161013	9	70
DG141019	10	34
DG141019	10	93

Part No.	Figure No.	Page No.
DH121118	12	29
DJ201109	20	87
DK101237	3	34
DK101277	23	35
DK101278	24	35
DK101340	13	34
DL191020	23	43
DZ121048	14	29
JA581221	3	28
JA581314	16	29
JA581407	14	31
JS113801	8	93
JS113802	9	93
JS172014	7	93
JS172015	2	97
JS172018	28	98
JS172019	32	98
JS172020	22	98
JS172023	10	97
JS172026	29	98
JS172027	11	97
JS172028	16	97
JS172029	17	98
JS172030	21	98
JS172031	30	98
JS172032	20	98
JS172033	26	98
JS172035	7	97
JS172036	4	97
JS172038	3	97
JS581223	15	93
KBUC0410	18	65
LAD00035	9	20
LAD00053	8	9
LAI00001	10	20
LCF00001	15	7
LHC00001	13	66
LJA00003	11	7

Part No.	Figure No.	Page No.
LJA00003	6	28
RA402601	6	39
RA402601	16	93
RB402202	3	80

Part No.	Figure No.	Page No.

